

AGP

ABOVE GROUND POOLS 2026

North America

USA

Intex Recreation Corp.
P.O. Box 1440,
Long Beach, CA 90801-1440,
USA
T: (310) 549-5400
W: www.intexcorp.com

Asia

INTERNATIONAL

Intex Development Co., Ltd.
9th Floor, Everbright Centre,
108 Gloucester Road, Wanchai,
Hong Kong
T: (852) 2827-0000
E: info@intexdevelopment.com
W: www.intexdevelopment.com

Europe

FRANCE

Unitex Service (France) S.A.S.
Z.A. de Milleure Bois du Ban – N°4
71480 LE MIROIR,
France
T: (33) 385 75 64 64
E: info@intexcorp.com.fr
W: www.intex.fr

ITALY

Unitex Italia S.R.L.
Via Brescia 1,
25014 Castenedolo - Brescia
Italy
T: (39) 039 2296998
E: commerciale@intexcorp.it
W: www.intexitalia.com

NETHERLANDS

Intex Trading B.V.
Ettenseweg 46,
4706 PB Roosendaal,
The Netherlands
T: (31) 165-593939
E: info@intexcorp.nl
W: www.intex.eu

EASTERN EUROPE

Intex Trading s.r.o.
Hradecka 3
130 00 Praha 3
Czech Republic
T: (420) 267 312 645
E: info@intexcorp.cz
W: www.intexcompany.cz

INTEX®

©2025 Intex Marketing Ltd. - Intex Development Co., Ltd. - Intex Recreation Corp.
All rights reserved. Printed in China.
®™ Trademarks used in some countries of the world under license from Intex Marketing Ltd.
to Intex Development Co., Ltd. and Intex Recreation Corp.



2026

ABOVE GROUND POOLS



INTEX®

AGP

ABOVE GROUND POOLS 2026

Splash
into
Summer



About Us

In 1966, a small California company began importing and marketing toys for kids. Today, that company has evolved into the global group of companies known as INTEX®, now developing and manufacturing a mix of products that entire families can enjoy. Much has changed in our 60 years, but some very important things remain the same.

INTEX continues to deliver high-quality products that bring value to families worldwide. Our design process doesn't end until we're sure we have created a top-tier experience for our consumers—one that is safe, aesthetically pleasing, and enjoyable. Before our goods reach the market, we rigorously test them in state-of-the-art factories. From there, we set the scene for families in over 100 countries and territories to splash around in the sun or welcome guests into their homes.

Our above-ground pool collection starts with the world-famous Easy Set® and Metal Frame pools—perfect choices for families purchasing their first pool. For those looking to upgrade, our elegant Prism Frame™ pools offer enhanced durability and innovative structural design. At the top of the lineup, our Ultra XTR® Frame pools combine stunning aesthetics with incredible strength, creating a spacious oasis big enough for the whole neighborhood to enjoy!

Of course, every pool needs reliable accessories. That's why INTEX offers a full range of essential products, including sand filters, saltwater systems, filter pumps, cartridges, and more—helping your customers extend their swimming season and keep coming back for quality solutions.

Ask your INTEX representative for any of our product catalogs—we're confident you'll find our lineup unmatched in quality, innovation, and performance.

INTEX remains dedicated to bringing people together for another 60 years and beyond—it's what we do best!

2026



Intex Recreation Corp., Long Beach, California, USA



Unitex Service (France) S.A.S., France



Intex Manufacturing and Distribution Complex, Xiamen, China



Intex Development Co. Ltd., Hong Kong



Intex Trading B.V., The Netherlands

EXPLORE

The Wide Range Of
INTEX Above Ground Pools



Standard

10



Small Frame

12



Easy Set®

16



Metal Frame

Premium

22



Prism Frame™

34



Chevron Prism
Frame™

38



Graphite Gray
Frame™

Deluxe

42



Ultra XTR® Frame

46



Krystal Clear®
Pool-Water Systems

60



Accessories

**It's All
in the
Bubbles!**



HYDROAERATION™ Technology

INTEX's patented HydroAeration™ Technology is precision engineered to improve filtration, clarity and freshness in thousands of above ground pools. This revolutionary and innovative feature has been incorporated into all our cartridge filter pumps, sand filter pumps, and combination filtration systems.




Advanced Filtration and Circulation

The injection of air into the water accelerates circulation and joins fine particles into larger clusters that can be filtered more effectively.



Improved Clarity

Aeration removes minerals such as manganese and iron through oxidation for ultimate water clarity.



Increased Freshness

More negative ions are generated through the activation of air bubbles, improving overall air quality around the pool.

Standard Pool Series

Our Standard Pool series is comprised of the ideal starter pools—easy to install and built with a child's safety in mind. Every pool in the series features our SuperTough™, puncture-resistant, 3-ply liner material for durability. Our Small Frame pools are perfect for younger children or families with smaller spaces. Meanwhile, our Easy Set® and Metal Frame lines come in an array of sizes to fit any backyard. Best of all, every one of our Standard pools provides hours of fun!



Small Frame



Easy Set®



Metal Frame



Small Frame Pools

Mini Frame™ Pools:  AGE 2+



Mini Frame™ Pool

Kids will enjoy splashing and playing in the INTEX Mini Frame™ Pool. This fun little frame pool works as a beginner, with easy setup and an ideal size for young children. Plus, it's sturdy enough to withstand hours of splashy playtime.

Specifications	Item #	Case Pack	Case Weight
4' x 4' x 12" (1.22m x 1.22m x 30cm) Approximate setup size Water capacity (79%): 90 gal (342L) Ready for water in 10 minutes	57173NP/EP	3 ea 1 box	28.5 lb (13.0 kg)



Soft foam padding on frame

Rectangular Frame Pools

In our Rectangular Frame Pool selections, strength meets simplicity. Fortified by durable steel frames and laminated sidewalls, these pools are sturdy and stay firmly in place. Yet, they're easy enough to assemble in just 30 minutes. Families with limited space will love the relatively small dimensions. And for those who value filtration, ready connection points ensure easy pump installation. When playtime is done, a convenient drain plug releases the water.



Puncture-Resistant
3-ply material



Puncture-Resistant
3-ply material



Specifications	Item #	Voltage	Filter Pump	Case Pack	Case Weight
7'2 ⁵ / ₈ " x 4'11" x 23 ⁵ / ₈ " (2.20m x 1.50m x 60cm) Approximate setup size Water capacity (90%): 439 gal (1,662L) Ready for water in 30 minutes	28266NP	-	-	1 ea 1 box	33.4 lb (15.2 kg)
	28266EH	-	-		35.2 lb (16.0 kg)
	28270NP	-	-		33.4 lb (15.2 kg)
	28270EH	-	-		35.2 lb (16.0 kg)
8'6 ¹ / ₂ " x 5'3" x 25 ⁵ / ₈ " (2.60m x 1.60m x 65cm) Approximate setup size Water capacity (90%): 603 gal (2,282L) Ready for water in 30 minutes	28271NP	-	-	1 ea 1 box	38.1 lb (17.3 kg)
	28271EH	-	-		40.0 lb (18.2 kg)
9'10" x 6'6 ³ / ₄ " x 29 ¹ / ₂ " (3.00m x 2.00m x 75cm) Approximate setup size Water capacity (90%): 1,013 gal (3,834L) Ready for water in 30 minutes	28272NP	-	-	1 ea 1 box	44.9 lb (20.4 kg)
	28272EH	-	-		46.9 lb (21.3 kg)
14'9 ¹ / ₄ " x 7'2 ⁵ / ₈ " x 33" (4.50m x 2.20m x 84cm) Approximate setup size Water capacity (90%): 1,883 gal (7,127L) Ready for water in 30 minutes	28273NP	-	-	1 ea 1 box	79.9 lb (36.3 kg)
	28273EH	-	-		81.0 lb (36.8 kg)
14'9 ¹ / ₄ " x 7'2 ⁵ / ₈ " x 33" (4.50m x 2.20m x 84cm) Approximate setup size Water capacity (90%): 1,883 gal (7,127L) Ready for water in 30 minutes	28279	110-120V	530 gal (2,006L)	1 ea 1 box	85.8 lb (39.0 kg)
	28279EH	110-120V (W/GFCI)	530 gal (2,006L)		86.5 lb (39.3 kg)
	28274NP	220-240V	530 gal (2,006L)		86.9 lb (39.5 kg)
	28274GN	12V	600 gal (2,271L)		89.1 lb (40.5 kg)



Easy Set® Pools

6' x 20" Easy Set® Pools:  AGE 3+





Easy to set up



Puncture-Resistant
3-ply material

6' X 20" Easy Set® Pool

This pool works as a kid's first "big pool," offering the perfect length and height for safety and a splashing good time. Parents will enjoy the super-easy setup, which takes about 10 minutes.


Specifications	Item #	 Case Pack	 Case Weight
6' x 20" (1.83m x 51cm) Approximate setup size	28101NP	2 ea 1 box	14.5 lb (6.6 kg)
Water capacity (80%): 232 gal (880L) Ready for water in 10 minutes	28101EH	2 ea 1 box	18.6 lb (8.5 kg)







Easy Set® Pools:  AGE 6+

8' X 24" Easy Set® Pool

Bring fun and excitement to any backyard this summer. Simply spread it out on level ground, inflate the top ring, fill the pool with water, and enjoy the fun our Easy Set® pools bring!



Puncture-Resistant
3-ply material


Specifications	Item #	 Voltage	 Filter Pump	 Case Pack	 Case Weight
8' x 24" (2.44m x 61cm) Approximate setup size Water capacity (80%): 513 gal (1,942L) Ready for water in 10 minutes	28106NP	-	-	1 ea 1 box	11.3 lb (5.2 kg)
	28106EH	-	-	1 ea 1 box	13.2 lb (6.0 kg)
	28107EH	110-120V (W/GFCI)	330 gal (1,250L)	1 ea 1 box	18.3 lb (8.3 kg)
	28108NP	220-240V	330 gal (1,250L)	1 ea 1 box	16.9 lb (7.7 kg)
	28108GN	12V	330 gal (1,250L)	1 ea 1 box	17.6 lb (8.0 kg)

Easy Set® Pools

Easy Set® Pools:

AGE

6+



Puncture-Resistant
3-ply material



Specifications	Item #	Voltage	Filter Pump	Case Pack	Case Weight
10' x 24" (3.05m x 61cm) Approximate setup size Water capacity (80%): 813 gal (3,077L) Ready for water in 10 minutes	28116NP	-	-	1 ea 1 box	16.7 lb (7.6 kg)
	28118NP	220-240V	330 gal (1,250L)	1 ea 1 box	22.4 lb (10.2 kg)
	28118GN	12V	330 gal (1,250L)	1 ea 1 box	23.1 lb (10.5 kg)

	28120NP	-	-	1 ea 1 box	18.0 lb (8.2 kg)
10' x 30" (3.05m x 76cm) Approximate setup size Water capacity (80%): 1,018 gal (3,853L) Ready for water in 10 minutes	28120EH	-	-	1 ea 1 box	20.0 lb (9.1 kg)
	28121EH	110-120V (W/GFCI)	330 gal (1,250L)	1 ea 1 box	24.6 lb (11.2 kg)
	28122NP	220-240V	330 gal (1,250L)	1 ea 1 box	23.7 lb (10.8 kg)
	28122GN	12V	330 gal (1,250L)	1 ea 1 box	24.2 lb (11.0 kg)

	28130NP	-	-	1 ea 1 box	25.0 lb (11.4 kg)
12' x 30" (3.66m x 76cm) Approximate setup size Water capacity (80%): 1,485 gal (5,621L) Ready for water in 10 minutes	28130EH	-	-	1 ea 1 box	26.6 lb (12.1 kg)
	28131EH	110-120V (W/GFCI)	530 gal (2,006L)	1 ea 1 box	32.8 lb (14.9 kg)
	28132NP	220-240V	530 gal (2,006L)	1 ea 1 box	32.6 lb (14.8 kg)
	28132GN	12V	600 gal (2,271L)	1 ea 1 box	33.9 lb (15.4 kg)



Specifications	Item #	Voltage	Filter Pump	Case Pack	Case Weight
13' x 33" (3.96m x 84cm) Approximate setup size Water capacity (80%): 1,926 gal (7,290L) Ready for water in 10 minutes	28143NP	-	-	1 ea 1 box	31.5 lb (14.3 kg)
	28143EH	-	-	1 ea 1 box	33.4 lb (15.2 kg)
	28141EH	110-120V (W/GFCI)	530 gal (2,006L)	1 ea 1 box	39.6 lb (18.0 kg)
	28142NP	220-240V	530 gal (2,006L)	1 ea 1 box	39.2 lb (17.8 kg)
	28142GN	12V	600 gal (2,271L)	1 ea 1 box	40.5 lb (18.4 kg)
15' x 33" (4.57m x 84cm) Approximate setup size Water capacity (80%): 2,587 gal (9,792L) Ready for water in 15 minutes	28157EH	110-120V (W/GFCI)	530 gal (2,006L)	1 ea 1 box	48.6 lb (22.1 kg)
	28158NP	220-240V	530 gal (2,006L)	1 ea 1 box	49.5 lb (22.5 kg)
	28158GN	12V	600 gal (2,271L)	1 ea 1 box	49.5 lb (22.5 kg)



Specifications	Item #	Voltage	Filter Pump	Ladder	Safety Ladder	Ground Cloth	Pool Cover	Case Pack	Case Weight
15' x 42" (4.57m x 1.07m) Approximate setup size Water capacity (80%): 3,284 gal (12,430L) Ready for water in 15 minutes	26165EH	110-120V (W/GFCI)	1,000 gal (3,785L)	✓	-	✓	✓	1 ea 1 box	88.2 lb (40.1 kg)
	26166NP	220-240V	1,000 gal (3,785L)	-	✓	✓	✓	1 ea 1 box	94.6 lb (43.0 kg)
	26166GN	12V	900 gal (3,407L)	-	✓	✓	✓	1 ea 1 box	97.0 lb (44.1 kg)
15' x 48" (4.57m x 1.22m) Approximate setup size Water capacity (80%): 3,736 gal (14,141L) Ready for water in 15 minutes	26167EH	110-120V (W/GFCI)	1,000 gal (3,785L)	✓	-	✓	✓	1 ea 1 box	94.2 lb (42.8 kg)
	26168NP	220-240V	1,000 gal (3,785L)	-	✓	✓	✓	1 ea 1 box	101.0 lb (45.9 kg)
	26168GN	12V	900 gal (3,407L)	-	✓	✓	✓	1 ea 1 box	104.3 lb (47.4 kg)
18' x 48" (5.49m x 1.22m) Approximate setup size Water capacity (80%): 5,455 gal (20,647L) Ready for water in 30 minutes	26175EH	110-120V (W/GFCI)	1,500 gal (5,678L)	✓	-	✓	✓	1 ea 1 box	130.7 lb (59.4 kg)

Metal Frame Pools

Canopy Metal Frame Pools:  AGE 3+



Canopy Metal Frame Pool

This kiddie pool offers watery fun with protection from the sun. The easy-to-install canopy is UPF 50+ shaded, and the polymer material of the pool is UV stabilized. The canopy even features a sprayer to beat the heat. Innovative T-joints make the pool itself a snap to put together. Meanwhile, the snug fit of the pool's outer layer keeps the frame moisture and rust free.


Specifications	Item #	Case Pack	Case Weight
6' x 15" (1.83m x 38cm) Approximate setup size	28209NP	1 ea 1 box	20.0 lb (9.1 kg)
Water capacity (80%): 185 gal (700L) Ready for water in 10 minutes	28209EP	1 ea 1 box	20.0 lb (9.1 kg)



Built-in sprayer keeps kids cool



Easy-to-install canopy



Puncture-Resistant
3-ply material

Beachside Metal Frame Pool

Beachside Metal Frame Pools:  AGE 6+

Realistic photo printing on the pool bottom



Our Beachside Metal Frame Pool brings the ocean right into your customer's backyard. Thanks to captivating photo-realistic print, the pool's sidewalls and floor feature a vibrant seascape that blends right in with the water. A sturdy steel frame matches those striking aesthetics with reliable durability. And setup is a snap with the innovative T-joint design, leaving more time for fun in the sun.



Specifications	Item #	Voltage	Filter Pump	Case Pack	Case Weight
10' x 30" (3.05m x 76cm) Approximate setup size Water capacity (90%): 1,185 gal (4,485L) Ready for water in 30 minutes	28206NP	-	-	1 ea 1 box	38.3 lb (17.4 kg)
	28206EH	-	-	1 ea 1 box	40.0 lb (18.2 kg)
	28207	110-120V	330 gal (1,250L)	1 ea 1 box	42.5 lb (19.3 kg)
	28207EH	110-120V (W/GFCI)	330 gal (1,250L)	1 ea 1 box	44.7 lb (20.3 kg)
	28208NP	220-240V	330 gal (1,250L)	1 ea 1 box	43.3 lb (19.7 kg)
	28208GN	12V	330 gal (1,250L)	1 ea 1 box	44.0 lb (20.0 kg)



Innovative T-Joint
Precision engineered




Puncture-Resistant
3-ply material


Metal Frame Pools

Our Metal Frame pools are a good choice for beating the heat all summer long. These pools feature strong and durable steel frames that are built to last. SUPER-TOUGH™ laminated sidewalls are reinforced with an all-around band to keep frame legs firmly in place. With their sturdy construction and easy setup, these pools are the perfect addition to any backyard.

Metal Frame Pools:  AGE 6+



Puncture-Resistant
3-ply material




Puncture-Resistant
3-ply material



Specifications	Item #	Case Pack	Case Weight
8' x 20" (2.44m x 51cm) Approximate setup size	28205NP	1 ea 1 box	20.2 lb (9.2 kg)
Water capacity (80%): 483 gal (1,828L) Ready for water in 30 minutes	28205EH	1 ea 1 box	21.9 lb (10.0 kg)

Specifications	Item #	Case Pack	Case Weight
8' x 30" (2.44m x 76cm) Approximate setup size	28290NP	1 ea 1 box	25.5 lb (11.6 kg)
Water capacity (90%): 751 gal (2,843L) Ready for water in 30 minutes	28290EH	1 ea 1 box	27.1 lb (12.3 kg)



Puncture-Resistant
3-ply material



Innovative T-Joint
Precision engineered

Specifications	Item #	Voltage	Filter Pump	Ladder	Safety Ladder	Ground Cloth	Pool Cover	Case Pack	Case Weight
15' x 48" (4.57m x 1.22m) Approximate setup size	28241EH	110-120V (W/GFCI)	1,000 gal (3,785L)	✓	–	✓	✓	1 ea 1 box	145.6 lb (66.2 kg)
Water capacity (90%): 4,440 gal (16,805L) Ready for water in 45 minutes	28242NP	220-240V	1,000 gal (3,785L)	–	✓	✓	✓	1 ea 1 box	151.6 lb (68.9 kg)
	28242GN	12V	900 gal (3,407L)	–	✓	✓	✓	1 ea 1 box	153.3 lb (69.7 kg)



Premium Pool Series

Constructed with SuperTough™ puncture-resistant 3-ply liner material and strong, powder-coated frames, our Premium pool series comes in a range of shapes and sizes. Each pool also is designed to enhance the look of most backyards.



Prism Frame™



Chevron Prism Frame™



Graphite Gray Panel™



Prism Frame™

Round Premium Pools



Prism Frame™ Premium Pools:  AGE 6+



Innovative T-Joint
Precision engineered



Puncture-Resistant
3-ply material

Specifications	Item #	Voltage	Filter Pump	Case Pack	Case Weight
10' x 30" (3.05m x 76cm) Approximate setup size <small>Water capacity (90%): 1,185 gal (4,485L) Ready for water in 30 minutes</small>	26700NP	-	-	1 ea 1 box	37.5 lb (17.1 kg)
	26700EH	-	-	1 ea 1 box	39.4 lb (17.9 kg)
	26701	110-120V	330 gal (1,250L)	1 ea 1 box	41.8 lb (19.0 kg)
	26701EH	110-120V (W/GFCI)	330 gal (1,250L)	1 ea 1 box	44.0 lb (20.0 kg)
	26702NP	220-240V	330 gal (1,250L)	1 ea 1 box	42.9 lb (19.5 kg)
	26702GN	12V	330 gal (1,250L)	1 ea 1 box	43.3 lb (19.7 kg)
12' x 30" (3.66m x 76cm) Approximate setup size <small>Water capacity (90%): 1,718 gal (6,503L) Ready for water in 30 minutes</small>	26710NP	-	-	1 ea 1 box	47.7 lb (21.7 kg)
	26710EH	-	-	1 ea 1 box	49.3 lb (22.4 kg)
	26711	110-120V	530 gal (2,006L)	1 ea 1 box	53.2 lb (24.2 kg)
	26711EH	110-120V (W/GFCI)	530 gal (2,006L)	1 ea 1 box	54.8 lb (24.9 kg)
	26712NP	220-240V	530 gal (2,006L)	1 ea 1 box	54.8 lb (24.9 kg)
	26712GN	12V	600 gal (2,271L)	1 ea 1 box	56.1 lb (25.5 kg)



Specifications	Item #	Voltage	Filter Pump	Ladder	Safety Ladder	Ground Cloth	Pool Cover	Case Pack	Case Weight
12' x 39" (3.66m x 99cm) Approximate setup size <small>Water capacity (90%): 2,270 gal (8,592L) Ready for water in 30 minutes</small>	26715	110-120V	530 gal (2,006L)	✓	-	-	-	1 ea 1 box	81.4 lb (37.0 kg)
	26716NP	220-240V	530 gal (2,006L)	-	✓	-	-	1 ea 1 box	88.9 lb (40.4 kg)
	26716GN	12V	600 gal (2,271L)	-	✓	-	-	1 ea 1 box	90.6 lb (41.2 kg)
14' x 42" (4.27m x 1.07m) Approximate setup size <small>Water capacity (90%): 3,357 gal (12,706L) Ready for water in 45 minutes</small>	26719EH	110-120V (W/GFCI)	1,000 gal (3,785L)	✓	-	✓	✓	1 ea 1 box	128.7 lb (58.5 kg)
	26720NP	220-240V	1,000 gal (3,785L)	-	✓	✓	✓	1 ea 1 box	134.4 lb (61.1 kg)
	26720GN	12V	900 gal (3,407L)	-	✓	✓	✓	1 ea 1 box	137.1 lb (62.3 kg)
15' x 42" (4.57m x 1.07m) Approximate setup size <small>Water capacity (90%): 3,861 gal (14,614L) Ready for water in 45 minutes</small>	26723EH	110-120V (W/GFCI)	1,000 gal (3,785L)	✓	-	✓	✓	1 ea 1 box	137.9 lb (62.7 kg)
	26724NP	220-240V	1,000 gal (3,785L)	-	✓	✓	✓	1 ea 1 box	143.7 lb (65.3 kg)
	26724GN	12V	900 gal (3,407L)	-	✓	✓	✓	1 ea 1 box	145.4 lb (66.1 kg)
15' x 48" (4.57m x 1.22m) Approximate setup size <small>Water capacity (90%): 4,440 gal (16,805L) Ready for water in 45 minutes</small>	26725EH	110-120V (W/GFCI)	1,000 gal (3,785L)	✓	-	✓	✓	1 ea 1 box	151.4 lb (68.8 kg)
	26726NP	220-240V	1,000 gal (3,785L)	-	✓	✓	✓	1 ea 1 box	158.4 lb (72.0kg)
	26726GN	12V	900 gal (3,407L)	-	✓	✓	✓	1 ea 1 box	160.6 lb (73.0 kg)

Specifications	Item #	Voltage	Filter Pump	Ladder	Safety Ladder	Ground Cloth	Pool Cover	Case Pack	Case Weight
18' x 48" (5.49m x 1.22m) Approximate setup size <small>Water capacity (90%): 6,423 gal (24,311L) Ready for water in 60 minutes</small>	26731EH	110-120V (W/GFCI)	1,500 gal (5,678L)	✓	-	✓	✓	1 ea 1 box	206.8 lb (94.0 kg)
	26732NP	220-240V	1,500 gal (5,678L)	-	✓	✓	✓	1 ea 1 box	215.6 lb (98.0 kg)
	26732GN	12V	1,500 gal (5,678L)	-	✓	✓	✓	1 ea 1 box	218.2 lb (99.2 kg)
20' x 52" (6.10m x 1.32m) Approximate setup size <small>Water capacity (90%): 8,638 gal (32,695L) Ready for water in 60 minutes</small>	26755EH	110-120V (W/GFCI)	1,500 gal (5,678L)	✓	-	✓	✓	1 ea 1 box	247.9 lb (112.7 kg)
	26756NP	220-240V	1,500 gal (5,678L)	-	✓	✓	✓	1 ea 1 box	255.2 lb (116.0 kg)
	26756GN	12V	1,500 gal (5,678L)	-	✓	✓	✓	1 ea 1 box	257.8 lb (117.2 kg)

Prism Frame™

Rectangular Premium Pools


Prism Frame™ Premium Pools:  AGE 6+



Large Profile Frame
for enhanced strength



Puncture-Resistant
3-ply material



530 – 1000 GPH
(2006 – 3785 LPH)
Filtration



Prism Frame™ Premium Pool set completely filters the pool's water in under 5 hours!

530 gal (2,006 L) filter pump included in the 9'10" x 5'9" x 31½" (3.00m x 1.75m x 80cm)



Enhance Your Swimming Experience

Our Prism Frame™ Rectangular Pools provide optimal swimming space with backyard-enhancing aesthetics. Constructed with SuperTough™ puncture-resistant 3-ply material, the inside liner also features an attractive mosaic tile pattern. Families can rely on the sturdy INTEX Prism Frame™ Rectangular pool for solid summer fun!



Specifications	Item #	Voltage	Filter Pump	Ladder	Safety Ladder	Ground Cloth	Pool Cover	Case Pack	Case Weight
9'10" x 5'9" x 31½" (3.00m x 1.75m x 80cm) Approximate setup size	26784NP	220-240V	530 gal (2,006L)	✓	–	–	–	1 ea 1 box	99.2 lb (45.1 kg)
Water capacity (90%): 935 gal (3,539L) Ready for water in 45 minutes	26784GN	12V	600 gal (2,271L)	✓	–	–	–	1 ea 1 box	101.9 lb (46.3 kg)
13'1½" x 6'6¾" x 39½" (4.00m x 2.00m x 1.00m) Approximate setup size	26788NP	220-240V	530 gal (2,006L)	–	✓	–	–	1 ea 1 box	140.8 lb (64.0 kg)
Water capacity (90%): 1,806 gal (6,836L) Ready for water in 45 minutes	26788GN	12V	600 gal (2,271L)	–	✓	–	–	1 ea 1 box	142.1 lb (64.6 kg)
13'1½" x 6'6¾" x 48" (4.00m x 2.00m x 1.22m) Approximate setup size	26790NP	220-240V	530 gal (2,006L)	–	✓	–	–	1 ea 1 box	179.3 lb (81.5 kg)
Water capacity (90%): 2,224 gal (8,418L) Ready for water in 45 minutes	26790GN	12V	600 gal (2,271L)	–	✓	–	–	1 ea 1 box	181.9 lb (82.7 kg)
16' x 8' x 42" (4.88m x 2.44m x 1.07m) Approximate setup size	26791EH	110-120V (W/GFCI)	1,000 gal (3,785L)	✓	–	✓	✓	1 ea 1 box	173.4 lb (78.8 kg)
	26792NP	220-240V	1,000 gal (3,785L)	–	✓	✓	✓	1 ea 1 box	179.1 lb (81.4 kg)
Water capacity (90%): 2,873 gal (10,874L) Ready for water in 60 minutes	26792GN	12V	900 gal (3,407L)	–	✓	✓	✓	1 ea 1 box	181.7 lb (82.6 kg)

Prism Frame™ Oval Premium Pools


Prism Frame™ Premium Pools:  AGE 6+



Large Profile Frame
for enhanced strength



Puncture-Resistant
3-ply material



1500 GPH (5678 LPH)
Filtration










Prism Frame™ Oval Premium Pool set completely filters the pool's water in under 4 hours!

1,500 gal (5,678 L) filter pump included in the 16'6" x 9' x 48" (5.03m x 2.74m x 1.22m) and 20' x 10' x 48" (6.10m x 3.05m x 1.22m)

Enjoy a Pristine Pool Experience

These elegantly shaped pools with 48-inch-high walls provide a nice combination of size and water volume for a great backyard pool. Paired with a powerful 1500 GPH pump with HydroAeration™ Technology, the Prism Frame™ Oval pools are sure to provide a pristine pool experience.




								
Specifications	Item #	Voltage	Filter Pump	Safety Ladder	Ground Cloth	Pool Cover	Case Pack	Case Weight
16'6" x 9' x 48" (5.03m x 2.74m x 1.22m) Approximate setup size	26796NP	220-240V	1,500 gal (5,678L)	✓	✓	✓	1 ea 1 box	243.3 lb (110.6 kg)
Water Capacity (90%): 3,531 gal (13,365L) Ready For Water In 60 Minutes	26796GN	12V	1,500 gal (5,678L)	✓	✓	✓	1 ea 1 box	246.0 lb (111.8 kg)
20' x 10' x 48" (6.10m x 3.05m x 1.22m) Approximate setup size	26798NP	220-240V	1,500 gal (5,678L)	✓	✓	✓	1 ea 1 box	282.5 lb (128.4 kg)
Water Capacity (90%): 4,809 gal (18,202L) Ready For Water In 60 Minutes	26798GN	12V	1,500 gal (5,678L)	✓	✓	✓	1 ea 1 box	285.3 lb (129.7 kg)

Prism Frame™ Greywood Premium Pools

Prism Frame™ Premium Pools:  AGE 6+



Large Profile Frame
for enhanced strength



Puncture-Resistant
3-ply material



Innovative T-Joint
Precision engineered



1000 – 1500 GPH
(3785 – 5678 LPH)
Filtration



Prism Frame™ Greywood Premium Pool set completely filters the pool's water in under 6 hours!

1,000 gal (3,785 L) filter pump included in the 15' x 48" (4.57m x 1.22m)



Stylish Pool that Makes a Statement

The Prism Frame™ Greywood Pool brings another level of elegance to one of our most popular and reputable lines. Thanks to our industry-leading realistic print technology, the sophisticated Greywood woodgrain pattern complements the pool's sturdy, round frame, conveying strength and class. Setup is simple, as innovative T-joints eliminate the need for pins.



Specifications	Item #	Voltage	Filter Pump	Ladder	Safety Ladder	Ground Cloth	Pool Cover	Case Pack	Case Weight
15' x 48" (4.57m x 1.22m) Approximate setup size Water Capacity (90%): 4,440 gal (16,805L) Ready For Water In 45 Minutes	26741EH	110-120V (W/GFCI)	1,000 gal (3,785L)	✓	–	✓	✓	1 ea 1 box	151.4 lb (68.8 kg)
	26742NP	220-240V	1,000 gal (3,785L)	–	✓	✓	✓	1 ea 1 box	158.4 lb (72.0 kg)
	26742GN	12V	900 gal (3,407L)	–	✓	✓	✓	1 ea 1 box	160.6 lb (73.0 kg)
18' x 48" (5.49m x 1.22m) Approximate setup size Water Capacity (90%): 6,423 gal (24,311L) Ready For Water In 60 Minutes	26743EH	110-120V (W/GFCI)	1,500 gal (5,678L)	✓	–	✓	✓	1 ea 1 box	206.8 lb (94.0 kg)
	26744NP	220-240V	1,500 gal (5,678L)	–	✓	✓	✓	1 ea 1 box	215.6 lb (98.0 kg)
	26744GN	12V	1,500 gal (5,678L)	–	✓	✓	✓	1 ea 1 box	218.0 lb (99.1 kg)

Prism Frame™ Clearview Premium Pools

Prism Frame™ Premium Pools:  AGE 6+



Large Profile Frame
for enhanced strength



Puncture-Resistant
3-ply material



Innovative T-Joint
Precision engineered



1000 - 1500 GPH
(3785 - 5678 LPH)
Filtration



Prism Frame™ Clearview
Premium Pool set
completely filters the pool's
water in under 4 hours!

1,000 gal (3,785 L) filter
pump included in the
14' x 42" (4.27m x 1.07m)



All-around panoramic window

Enjoy a Whole New Level of Fun

It's a pool with a view! Swimmers and bystanders can have added fun using the panoramic window on the Prism Frame™ Clearview Premium Pool to interact. For durability, the pool features all the hallmarks of the Prism Frame™ line, including strong frames with powder coating for rust protection and puncture-resistant 3-ply liner material. Plus, its innovative T-joints mean easy assembly.



Specifications	Item #	Voltage	Filter Pump	Safety Ladder	Ground Cloth	Pool Cover	Case Pack	Case Weight
14' x 42" (4.27m x 1.07m) Approximate setup size	26722NP	220-240V	1,000 gal (3,785L)	✓	✓	✓	1 ea 1 box	145.6 lb (66.2 kg)
Water capacity (90%): 3,357 gal (12,706L) Ready for water in 45 minutes	26722GN	12V	900 gal (3,407L)	✓	✓	✓	1 ea 1 box	148.1 lb (67.3 kg)
16' x 48" (4.88m x 1.22m) Approximate setup size	26730NP	220-240V	1,500 gal (5,678L)	✓	✓	✓	1 ea 1 box	192.1 lb (87.3 kg)
Water capacity (90%): 5,061 gal (19,156L) Ready for water in 45 minutes	26730GN	12V	1,500 gal (5,678L)	✓	✓	✓	1 ea 1 box	197.8 lb (89.9 kg)

Prism Frame™ Clearview Rectangular Premium Pools

Prism Frame™ Premium Pools:  AGE 6+

New



Large Profile Frame
for enhanced strength



Puncture-Resistant
3-ply material



Vertical windows



530 – 600 GPH
(2006 – 2271 LPH)
Filtration



Prism Frame™ Clearview Rectangular Premium Pool set completely filters the pool's water in under 4 hours!




530 gal (2,006 L) filter pump included in the 13'1½" x 6'6¾" x 48" (4.00m x 2.00m x 1.22m)

Discover an Unparalleled Summer Adventure

Immerse yourself in a whole new level of excitement as elegant vertical windows encircle the pool, granting captivating underwater views inside and outside. Experience stability and support with the U-shaped legs while relishing the durability and strength of the powder-coated metal frames and 3-ply material liner. With these exceptional features, you'll delight in endless hours of summertime pleasure.



Long vertical windows


Specifications	Item #	Voltage	Filter Pump	Ladder	Safety Ladder	Ground Cloth	Pool Cover	Case Pack	Case Weight
13'1½" x 6'6¾" x 48" (4.00m x 2.00m x 1.22m)	 26769EH	110-120V (W/GFCI)	530 gal (2,006L)	✓	–	✓	✓	1 ea 1 box	186.8 lb (84.9 kg)
Approximate setup size	 26770NP	220-240V	530 gal (2,006L)	–	✓	✓	✓	1 ea 1 box	192.3 lb (87.4 kg)
Water capacity (90%): 2,224 gal (8,418L) Ready for water in 45 minutes	 26770GN	12V	600 gal (2,271L)	–	✓	✓	✓	1 ea 1 box	195.1 lb (88.7 kg)

Prism Frame™ Chevron Premium Pools

Prism Frame™ Premium Pools:  AGE 6+



Large Profile Frame
for enhanced strength



Puncture-Resistant
3-ply material



Innovative T-Joint
Precision engineered



1500 GPH (5678 LPH)
Filtration











Prism Frame™ Chevron
Premium Pool set
completely filters the pool's
water in under 5 hours!

1,500 gal (5,678 L) filter
pump included in the
16' x 48" (4.88m x 1.22m)

Swimming with Fashion

The Prism Frame™ Chevron Pool showcases a familiar, attractive pattern to go with the line's standard quality features. In bright, pastel colors, the chevron design ties the pool together with other backyard elements. Meanwhile, powder-coated rust protection, puncture-resistant 3-ply liner material, and easy-assembly T-joints deliver the durability and simplicity expected of Prism Frame™ Premium pools.




									
Specifications	Item #	Voltage	Filter Pump	Ladder	Safety Ladder	Ground Cloth	Pool Cover	Case Pack	Case Weight
16' x 48" (4.88m x 1.22m) Approximate setup size	26745EH	110-120V (W/GFCI)	1,500 gal (5,678L)	✓	-	✓	✓	1 ea 1 box	172.3 lb (78.3 kg)
	26746NP	220-240V	1,500 gal (5,678L)	-	✓	✓	✓	1 ea 1 box	182.6 lb (83.0 kg)
Water capacity (90%): 5,061 gal (19,156L) Ready for water in 45 minutes	26746GN	12V	1,500 gal (5,678L)	-	✓	✓	✓	1 ea 1 box	185.0 lb (84.1 kg)

Prism Frame™ Chevron Rectangular Premium Pools


Prism Frame™ Premium Pools:  AGE 6+



Large Profile Frame
for enhanced strength



Puncture-Resistant
3-ply material



530 – 600 GPH
(2006 – 2271 LPH)
Filtration








Prism Frame™ Chevron Rectangular Premium Pool set completely filters the pool's water in under 4 hours!

530 gal (2,006 L) filter pump included in the 13'1½" x 6'6¾" x 39½" (4.00m x 2.00m x 1.00m)



Elevate Your Pool Experience

As it does on our Prism Frame™ Chevron Round Pool, the popular chevron pattern infuses the rectangular version with additional elegance. In substance, it bears all the widely recognized Prism Frame™ hallmarks, such as powder-coated rust protection, puncture-resistant 3-ply liner material, and easy-assembly T-joints. The familiar chevron zig-zag design elevates its aesthetic impact, making it a nice addition to any backyard.

Specifications	Item #	 Voltage	 Filter Pump	 Safety Ladder	 Case Pack	 Case Weight
13'1½" x 6'6¾" x 39½" (4.00m x 2.00m x 1.00m) Approximate setup size	26780NP	220-240V	530 gal (2,006L)	✓	1 ea 1 box	140.1 lb (63.7 kg)
Water capacity (90%): 1,806 gal (6,836L) Ready for water in 45 minutes	26780GN	12V	600 gal (2,271L)	✓	1 ea 1 box	142.1 lb (64.6 kg)

Prism Frame™ Graphite Gray Panel™ Premium Pools

Prism Frame™ Premium Pools:  AGE 6+



Realistic wood pattern with reinforced panel support system



Puncture-Resistant
3-ply material



Innovative T-Joint
Precision engineered



1500 GPH (5678 LPH)
Filtration









Add Sophistication to Your Backyard

Following the latest color trends in exterior decking and home siding, the Graphite Gray Panel™ Pool offers the appearance of a high-end, custom-built swimming pool at a reasonable price point. The panels have the look of real wood, but they are made of high-density plastic, eliminating the need for weather staining or termite protection. Best of all, the Graphite Gray Panel™ Pool is easy to assemble and comes equipped with our highest-grade pool accessories, including the Krystal Clear® Sand Filter Pump.

15'8" x 49" (4.78m x 1.24m)
Graphite Gray Panel™ Pool comes with the 1,500 gal (5.7m³) per hour Sand Filter Pump, which promises to keep your pool water crystal clear!



Specifications	Item #	Voltage	 Sand Filter Pump	 Safety Ladder	 Ground Cloth	 Pool Cover	 Case Pack	 Case Weight
15'8" x 49" (4.78m x 1.24m) Approximate setup size	26384NP	220-240V	1,500 gal (5.7m³)	✓	✓	✓	1 ea 1 box	458.3 lb (208.3 kg)
Water capacity (90%): 4,440 gal (16,805L) Ready for water in 120 minutes	26384GS	220-240V (W/RCD)	1,500 gal (5.7m³)	✓	✓	✓	1 ea 1 box	461.1 lb (209.6 kg)

Deluxe Pool Series

Our Deluxe Pool Series is uniquely designed to offer you the ultimate performance and user experience. Constructed with SuperTough™ puncture-resistant 3-ply liner material and high-quality galvanized steel frames, these pools are engineered for long-lasting summers of fun.



Ultra XTR® Frame



©INTEX Marketing Ltd.
dmitry@intex.ru

Ultra XTR® Frame Pool

Ultra XTR® Frame Pools:  AGE 6+




Innovative Frame Design
Sturdy, durable and unique



Easy Lock System™
Snaps together with no additional tools



T-Joint
Precision engineered



Puncture-Resistant
3-ply material



Experience the Ultra Difference

An innovative frame design combines high-quality galvanized steel with a precision-engineered locking system, enhancing the overall quality, durability and stability of the pools.

24' x 52" (7.32m x 1.32m)
Ultra XTR® Frame Pool comes with the 2,800 gal (10.5m³) per hour Sand Filter Pump, which promises to keep pool water crystal clear!



Special Features:

- Encapsulating inner and outer powder coating ensures the ultimate resistance to rust
- Easy to assemble – frame components simply snap together with no locking pins needed
- Extra strong and durable liner
- Equipped with Krystal Clear® Sand Filter Pump with Hydro Aeration™ Technology
- 2-year warranty that guarantees peace of mind pool ownership



Specifications	Item #	Voltage	Sand Filter Pump	Ladder	Safety Ladder	Ground Cloth	Pool Cover	Case Pack	Case Weight
16' x 48" (4.88m x 1.22m) Approximate setup size Water capacity (90%): 5,061 gal (19,156L) Ready for water in 45 minutes	26325EH	110-120V (W/GFCI)	1,500 gal (5.7m³)	✓	–	✓	✓	1 ea 1 box	213.8 lb (97.2 kg)
	26326NP	220-240V	1,500 gal (5.7m³)	–	✓	✓	✓	1 ea 1 box	220.7 lb (100.3 kg)
	26326GN	220-240V (W/RCD)	1,500 gal (5.7m³)	–	✓	✓	✓	1 ea 1 box	222.2 lb (101.0 kg)
18' x 52" (5.49m x 1.32m) Approximate setup size Water capacity (90%): 6,981 gal (26,423L) Ready for water in 60 minutes	26329EH	110-120V (W/GFCI)	2,100 gal (7.9m³)	✓	–	✓	✓	1 ea 1 box	269.9 lb (122.7 kg)
	26330NP	220-240V	2,100 gal (7.9m³)	–	✓	✓	✓	1 ea 1 box	275.0 lb (125.0 kg)
	26330GN	220-240V (W/RCD)	2,100 gal (7.9m³)	–	✓	✓	✓	1 ea 1 box	276.5 lb (125.7 kg)
20' x 48" (6.10m x 1.22m) Approximate setup size Water capacity (90%): 7,947 gal (30,079L) Ready for water in 60 minutes	26333EH	110-120V (W/GFCI)	2,100 gal (7.9m³)	✓	–	✓	✓	1 ea 1 box	280.7 lb (127.6 kg)
	26334NP	220-240V	2,100 gal (7.9m³)	–	✓	✓	✓	1 ea 1 box	287.1 lb (130.5 kg)
	26334GN	220-240V (W/RCD)	2,100 gal (7.9m³)	–	✓	✓	✓	1 ea 1 box	288.2 lb (131.0 kg)
24' x 52" (7.32m x 1.32m) Approximate setup size Water capacity (90%): 12,481 gal (47,241L) Ready for water in 60 minutes	26339EH	110-120V (W/GFCI)	2,800 gal (10.5m³)	✓	–	✓	✓	1 ea 1 box	364.5 lb (165.7 kg)
	26340NP	220-240V	2,800 gal (10.5m³)	–	✓	✓	✓	1 ea 1 box	369.2 lb (167.8 kg)
	26340GN	220-240V (W/RCD)	2,800 gal (10.5m³)	–	✓	✓	✓	1 ea 1 box	370.9 lb (168.6 kg)

Ultra XTR® Rectangular Frame Pool


Ultra XTR® Frame Pools:  AGE 6+



Easy Lock System™
Snaps together with no additional tools



Innovative Frame Design
Sturdy, durable and unique



Puncture-Resistant
3-ply material





















Maximize Your Pool Experience

Our Ultra XTR® Rectangular Frame Pool eclipses its class as the ultimate above ground pool swimming experience. Its classic rectangular shape evokes the water capacity and swimming space of some in-ground pools. Stylistically, its elegant dark-gray liner, water-blue tile print interior, and brilliant white copings are a transformative ensemble.

Some models of Ultra XTR® Rectangular pools include Sand Filter Pump & Saltwater System, which promises to keep pool water crystal clear!



									
Specifications	Item #	Voltage	Sand Filter Pump	Ladder	Safety Ladder	Ground Cloth	Pool Cover	Case Pack	Case Weight
18' x 9' x 52" (5.49m x 2.74m x 1.32m) Approximate setup size Water capacity (90%): 4,545 gal (17,203L) Ready for water in 60 minutes	26355EH	110-120V (W/GFCI)	1,500 gal (5.7m³)	✓	–	✓	✓	1 ea 1 box	276.1 lb (125.5 kg)
	26356NP	220-240V	1,500 gal (5.7m³)	–	✓	✓	✓	1 ea 1 box	281.6 lb (128.0 kg)
	26356GN	220-240V (W/RCD)	1,500 gal (5.7m³)	–	✓	✓	✓	1 ea 1 box	283.6 lb (128.9 kg)
24' x 12' x 52" (7.32m x 3.66m x 1.32m) Approximate setup size Water capacity (90%): 8,403 gal (31,805L) Ready for water in 60 minutes	26363EH	110-120V (W/GFCI)	2,100 gal (7.9m³)	✓	–	✓	✓	1 ea 1 box	400.6 lb (182.1 kg)
	26364NP	220-240V	2,100 gal (7.9m³)	–	✓	✓	✓	1 ea 1 box	405.7 lb (184.4 kg)
	26364GN	220-240V (W/RCD)	2,100 gal (7.9m³)	–	✓	✓	✓	1 ea 1 box	407.4 lb (185.2 kg)
32' x 16' x 52" (9.75m x 4.88m x 1.32m) Approximate setup size Water capacity (90%): 14,364 gal (54,368L) Ready for water in 90 minutes	26373EH	110-120V (W/GFCI)	2,800 gal (10.5m³)	✓	–	✓	✓	1 ea 1 box	548.2 lb (249.2 kg)
	26374NP	220-240V	2,800 gal (10.5m³)	–	✓	✓	✓	1 ea 1 box	570.9 lb (259.5 kg)
	26374GN	220-240V (W/RCD)	2,800 gal (10.5m³)	–	✓	✓	✓	1 ea 1 box	572.0 lb (260.0 kg)



											
Specifications	Item #	Voltage	Sand Filter Pump & Saltwater System	Ladder	Safety Ladder	Ground Cloth	Pool Cover	Deluxe Pool Maintenance Kit	Volleyball Set	Case Pack	Case Weight
24' x 12' x 52" (7.32m x 3.66m x 1.32m) Approximate setup size Water capacity (90%): 8,403 gal (31,805L) Ready for water in 60 minutes	26367EH	110-120V (W/GFCI)	2,100 gal (7.9m³)	✓	–	✓	✓	✓	✓	1 ea 2 boxes	438.9 lb (199.5 kg)
	26368NP	220-240V	2,100 gal (7.9m³)	–	✓	✓	✓	✓	✓	1 ea 2 boxes	445.3 lb (202.4 kg)
32' x 16' x 52" (9.75m x 4.88m x 1.32m) Approximate setup size Water capacity (90%): 14,364 gal (54,368L) Ready for water in 90 minutes	26377EH	110-120V (W/GFCI)	2,650 gal (10.0m³)	✓	–	✓	✓	✓	✓	1 ea 2 boxes	589.4 lb (267.9 kg)
	26378NP	220-240V	2,650 gal (10.0m³)	–	✓	✓	✓	✓	✓	1 ea 2 boxes	618.2 lb (281.0 kg)


Krystal Clear®

Pool-Water Systems

Innovation in Pool Maintenance

Maintenance can be a challenging part of the pool-owning experience. INTEX understands that the process of keeping pool water clean can be overwhelming, so we developed Krystal Clear® filtration and sanitation systems to eliminate the legwork.

Filtration Systems	
Cartridge Filter Pumps	Sand Filter Pumps
<div>Model C</div> <div><ul style="list-style-type: none">• Cartridges provide excellent water filtration• Easy to use: simply replace the old cartridge with a new one every 2 weeks• INTEX high quality replacement cartridges are widely available• 24-hour auto timer on some models</div> <div></div>	<div>Model SX</div> <div><ul style="list-style-type: none">• All natural sand provides excellent water filtration• Economical & environmentally friendly• Requires virtually no maintenance except replacement of sand every 5 years• Compatible with INTEX Fiber Ball Filtration Media• 24-hour auto timer included</div> <div></div>

Sanitation Systems	
Saltwater System	Saltwater System with Ozone
<div>Model QS</div> <div><ul style="list-style-type: none">• Eliminates bacteria & algae from pool water, using a virtually undetectable amount of all natural salt• Much gentler on skin, eyes, clothes, and hair than packaged chlorine• Salt is economical & much more environmentally friendly than packaged chlorine• 24-hour auto timer included</div> <div></div>	<div>Model QZ</div> <div><ul style="list-style-type: none">• Ozone is the most powerful sanitizing method for pool water• The only 100% natural and biodegradable pool sanitizing agent• Odorless• Saltwater system provides residual cleaning action and soft, smooth water for swimmers• 24-hour auto timer included</div> <div></div>

Krystal Clear® Cartridge Filter Pumps



Model C330

Model C530


Model C1000

Model C1500

Model C2500

Cartridge Gauge

Model C1000 / C1500 / C2500 Equipped with Built-in Cartridge Gauge.
Lets you know when it is time to clean or change the filter cartridge.




















Efficient filtration is essential for a quality swimming experience, and at INTEX we settle for nothing less than pristine pool water. INTEX's line of pumps and cartridges guarantee a cleaner pool with:

- Powerful pumps in several of our most popular pool sets
- Filter cartridges with thicker, heavier paper and more pleats
- Water inlet jets for enhanced water flow back into the pool
- 2-year warranty
- Easy installation – Just hook up hoses and plug in
- Double-insulated pump
- Air release valve for air trapped inside filter chamber
- Sediment flush valve at bottom of filter chamber (26635/26636/26633/26634)
- Auto timer for easier use (26601EG/26603EG/26637EG/26635/26636/26633/26634)
- Conforms to UL/CSA standards (110-120V models)
- CE-approved (220-240V models)
- BV or DEKRA approved (GS designation models)
- Shelf box



DOE compliant timer for 110V W/GFCI models only

	Item #	Model	Voltage	Easy Set® Pool Models	Frame Pool Models	Prism Frame™ Rectangular Pool Models	Prism Frame™ Oval Pool Models	Pump Flow Rate gal (L)/hr	System Flow Rate gal (L)/hr	Case Pack	Case Weight
Model C330	 New Casepack26601NP	C330	110-120V	6' / 8' 10" (1.83m/2.44m/3.05m)	10' (3.05m)	-	-	330 gal (1,250L)	300 gal (1,136L)	1 ea	5.0 lb (2.3 kg)
	 New Casepack26601EP	C330	110-120V (W/GFCI)	6' / 8' 10" (1.83m/2.44m/3.05m)	10' (3.05m)	-	-	330 gal (1,250L)	300 gal (1,136L)	1 ea	5.4 lb (2.5 kg)
	 New Casepack26602NP	C330	220-240V	6' / 8' 10" (1.83m/2.44m/3.05m)	10' (3.05m)	-	-	330 gal (1,250L)	265 gal (1,003L)	1 ea	4.9 lb (2.2 kg)
	 New Casepack26602GN	C330	12V	6' / 8' 10" (1.83m/2.44m/3.05m)	10' (3.05m)	-	-	330 gal (1,250L)	300 gal (1,136L)	1 ea	6.6 lb (3.0 kg)
Model C530	 New Casepack26603NP	C530	110-120V	12' / 13' / 15' (3.66m/3.96m/4.57m)	12' (3.66m)	9' 10" / 13' 1 1/2" (3.00m/4.00m)	-	530 gal (2,006L)	475 gal (1,798L)	1ea	6.3 lb (2.9 kg)
	 New Casepack26603EP	C530	110-120V (W/GFCI)	12' / 13' / 15' (3.66m/3.96m/4.57m)	12' (3.66m)	9' 10" / 13' 1 1/2" (3.00m/4.00m)	-	530 gal (2,006L)	475 gal (1,798L)	1 ea	6.8 lb (3.1 kg)
	 New Casepack26604NP	C530	220-240V	12' / 13' / 15' (3.66m/3.96m/4.57m)	12' (3.66m)	9' 10" / 13' 1 1/2" (3.00m/4.00m)	-	530 gal (2,006L)	450 gal (1,703L)	1 ea	6.7 lb (3.0 kg)
	 New Casepack26604GN	C600	12V	12' / 13' / 15' (3.66m/3.96m/4.57m)	12' (3.66m)	9' 10" / 13' 1 1/2" (3.00m/4.00m)	-	600 gal (2,271L)	500 gal (1,893L)	1 ea	9.5 lb (4.3 kg)
Model C1000	 New Casepack26637EP	C1000	110-120V (W/GFCI)	15' (4.57m)	14' / 15' (4.27m/4.57m)	16' x 8' (4.88m x 2.44m)	-	1,000 gal (3,785L)	750 gal (2,839L)	1 ea	7.9 lb (3.6 kg)
	 New Casepack26638NP	C1000	220-240V	15' (4.57m)	14' / 15' (4.27m/4.57m)	16' x 8' (4.88m x 2.44m)	-	1,000 gal (3,785L)	710 gal (2,687L)	1 ea	7.9 lb (3.6 kg)
	 New Casepack26638GN	C900	12V	15' (4.57m)	14' / 15' (4.27m/4.57m)	16' x 8' (4.88m x 2.44m)	-	900 gal (3,407L)	700 gal (2,650L)	1 ea	12.3 lb (5.6 kg)
Model C1500	 26635EG	C1500	110-120V (W/GFCI)	18' (5.49m)	16' / 18' / 20' (4.88m/5.49m/6.10m)	-	16 1/2' / 20' (5.03m/6.10m)	1,500 gal (5,678L)	1,180 gal (4,466L)	1 ea	14.6 lb (6.7 kg)
	 26636	C1500	220-240V	18' (5.49m)	16' / 18' / 20' (4.88m/5.49m/6.10m)	-	16 1/2' / 20' (5.03m/6.10m)	1,500 gal (5,678L)	1,150 gal (4,353L)	1 ea	15.7 lb (7.2 kg)
	 26636GS	C1500	12V	18' (5.49m)	16' / 18' / 20' (4.88m/5.49m/6.10m)	-	16 1/2' / 20' (5.03m/6.10m)	1,500 gal (5,678L)	1,100 gal (4,164L)	1 ea	22.0 lb (10.0 kg)
Model C2500	 26633EG	C2500	110-120V (W/GFCI)	-	-	-	-	2,500 gal (9,463L)	1,900 gal (7,192L)	1 ea	25.6 lb (11.6 kg)
	 26634	C2500	220-240V	-	-	-	-	2,500 gal (9,463L)	1,900 gal (7,192L)	1 ea	26.6 lb (12.1 kg)
	 26634GS	C2500	220-240V (W/RCD)	-	-	-	-	2,500 gal (9,463L)	1,750 gal (6,624L)	1 ea	28.5 lb (13.0 kg)

Krystal Clear® Sand Filter Pumps



Model SX925

Model SX1500

Model SX2100/
SX2100 Plus with WiFi

Model SX2800

Model SX3200

Sand-based pool filtration is popular because it’s effective, time-saving and cost-efficient. The sand needs replacement just once every five years, making our Krystal Clear® Sand Filter Pumps some of the easiest to maintain.

Features	Benefits
4-function for 26641/26642 6-function control	Enables pool owner to filter, backwash, rinse, recirculate, drain, and close system
24-hour automatic timer	Automatic daily setting
0.75 / 0.60 / 0.30 / 0.18 / 0.12 horse power pump	Ideal for above ground pool
GFCI unit (110-120V version)	Safety shut-off; meets UL standard
Strainer basket	Ease of cleaning extends sand’s usefulness



6-Way Valve



Powerful Motor



Built-in-Timer



26655, 26656
SX2100 Plus with WiFi



Pressure Gauge



Heavy-Duty Tank



Strainer Basket
(not available for
SX 925 & SX 1500)

Model
SX925



Model
SX1500



Model
SX2100



Model
SX2100
Plus
with WiFi



Model
SX2800



Model
SX3200



Item #	Model	Voltage	Rectangular Frame Pool Models	Easy Set® Pool Models	Metal Frame Pool Models	Prism Frame™ Pool Models	Prism Frame™ Rectangular Pool Models	Pump Flow Rate gal (m³)/hr	System Flow Rate gal (m³)/hr	Case Pack	Case Weight
26641EG	SX925	110-120V (W/GFCI)	7'2½"/8'6½"/9'10"/14'9¼" (2.20m/2.60m/3.00m/4.50m)	6'8'/10'/12'/13'/15' (1.83m/2.44m/3.05m/ 3.66m/3.96m/4.57m)	8'10'/12'/15' (2.44m/3.05m/ 3.66m/4.57m)	10'/12'/14'/15' (3.05m/3.66m/ 4.27m/4.57m)	9'10"/13'1½"/16' (3.00m/4.00m/4.88m)	925 gal (3.5m³)	550 gal (2.0m³)	1 ea	17.0 lb (7.7 kg)
26642	SX925	220-230V	7'2½"/8'6½"/9'10"/14'9¼" (2.20m/2.60m/3.00m/4.50m)	6'8'/10'/12'/13'/15' (1.83m/2.44m/3.05m/ 3.66m/3.96m/4.57m)	8'10'/12'/15' (2.44m/3.05m/ 3.66m/4.57m)	10'/12'/14'/15' (3.05m/3.66m/ 4.27m/4.57m)	9'10"/13'1½"/16' (3.00m/4.00m/4.88m)	925 gal (3.5m³)	550 gal (2.0m³)	1 ea	16.9 lb (7.7 kg)
26642GS	SX925	220-230V (W/RCD)	7'2½"/8'6½"/9'10"/14'9¼" (2.20m/2.60m/3.00m/4.50m)	6'8'/10'/12'/13'/15' (1.83m/2.44m/3.05m/ 3.66m/3.96m/4.57m)	8'10'/12'/15' (2.44m/3.05m/ 3.66m/4.57m)	10'/12'/14'/15' (3.05m/3.66m/ 4.27m/4.57m)	9'10"/13'1½"/16' (3.00m/4.00m/4.88m)	925 gal (3.5m³)	500 gal (1.9m³)	1 ea	18.1 lb (8.2 kg)

*Tank Size: 8" (203mm) Hp: 0.12 Glass Capacity: 11.0 Lb (5.0 Kg) Sand Capacity: 14.3 Lb (6.5 Kg) Fiber Ball Capacity: 0.44 Lb (200 G)

Item #	Model	Voltage	Ultra XTR® Frame Pool Models	Ultra XTR® Rectangular Frame Pool Models	Graphite Gray Panel™ Pool Models	Tank Size	Hp	Glass Capacity lb (kg)	Sand Capacity lb (kg)	Fiber Ball Capacity lb (g)	Pump Flow Rate gal (m³)/hr	System Flow Rate gal (m³)/hr	Case Pack	Case Weight
26643EG	SX1500	110-120V (W/GFCI)	16' (4.88m)	18' x 9' (5.49m x 2.74m)	15'8" (4.78m)	10" (254mm)	0.18	18.5 lb (8.5 kg)	26 lb (12 kg)	0.77 lb (350 g)	1,500 gal (5.7m³)	1,050 gal (4.0m³)	1 ea	24.7 lb (11.2 kg)
26644	SX1500	220-230V	16' (4.88m)	18' x 9' (5.49m x 2.74m)	15'8" (4.78m)	10" (254mm)	0.18	18.5 lb (8.5 kg)	26 lb (12 kg)	0.77 lb (350 g)	1,500 gal (5.7m³)	1,050 gal (4.0m³)	1 ea	25.8 lb (11.7 kg)
26644GS	SX1500	220-230V (W/RCD)	16' (4.88m)	18' x 9' (5.49m x 2.74m)	15'8" (4.78m)	10" (254mm)	0.18	18.5 lb (8.5 kg)	26 lb (12 kg)	0.77 lb (350 g)	1,500 gal (5.7m³)	970 gal (3.7m³)	1 ea	28.1 lb (12.8 kg)

26645EG	SX2100	110-120V (W/GFCI)	18'/20' (5.49m/6.10m)	24' x 12' (7.32m x 3.66m)	-	12" (305mm)	0.30	35 lb (16 kg)	50 lb (23 kg)	1.43 lb (650 g)	2,100 gal (7.9m³)	1,600 gal (6.0m³)	1 ea	34.4 lb (15.6 kg)
26646	SX2100	220-230V	18'/20' (5.49m/6.10m)	24' x 12' (7.32m x 3.66m)	-	12" (305mm)	0.30	35 lb (16 kg)	50 lb (23 kg)	1.43 lb (650 g)	2,100 gal (7.9m³)	1,600 gal (6.0m³)	1 ea	35.5 lb (16.1 kg)
26646GS	SX2100	220-230V (W/RCD)	18'/20' (5.49m/6.10m)	24' x 12' (7.32m x 3.66m)	-	12" (305mm)	0.30	35 lb (16 kg)	50 lb (23 kg)	1.43 lb (650 g)	2,100 gal (7.9m³)	1,250 gal (4.7m³)	1 ea	36.8 lb (16.7 kg)

Now 26655EG	SX2100 Plus	110-120V (W/GFCI)	18'/20' (5.49m/6.10m)	24' x 12' (7.32m x 3.66m)	-	12" (305mm)	0.30	35 lb (16 kg)	50 lb (23 kg)	1.43 lb (650 g)	2,100 gal (7.9m³)	1,600 gal (6.0m³)	1 ea	34.4 lb (15.7 kg)
Now 26656	SX2100 Plus	220-230V	18'/20' (5.49m/6.10m)	24' x 12' (7.32m x 3.66m)	-	12" (305mm)	0.30	35 lb (16 kg)	50 lb (23 kg)	1.43 lb (650 g)	2,100 gal (7.9m³)	1,600 gal (6.0m³)	1 ea	35.5 lb (16.1 kg)
Now 26656GS	SX2100 Plus	220-230V (W/RCD)	18'/20' (5.49m/6.10m)	24' x 12' (7.32m x 3.66m)	-	12" (305mm)	0.30	35 lb (16 kg)	50 lb (23 kg)	1.43 lb (650 g)	2,100 gal (7.9m³)	1,250 gal (4.7m³)	1 ea	36.8 lb (16.8 kg)

26647EG	SX2800	110-120V (W/GFCI)	24' (7.32m)	32' x 16' (9.75m x 4.88m)	-	14" (360mm)	0.60	55 lb (25 kg)	77 lb (35 kg)	2.2 lb (1000 g)	2,800 gal (10.5m³)	2,150 gal (8.0m³)	1 ea	41.5 lb (18.9 kg)
26648	SX2800	220-240V	24' (7.32m)	32' x 16' (9.75m x 4.88m)	-	14" (360mm)	0.60	55 lb (25 kg)	77 lb (35 kg)	2.2 lb (1000 g)	2,800 gal (10.5m³)	2,150 gal (8.0m³)	1 ea	42.5 lb (19.3 kg)
26648GS	SX2800	220-240V (W/RCD)	24' (7.32m)	32' x 16' (9.75m x 4.88m)	-	14" (360mm)	0.60	55 lb (25 kg)	77 lb (35 kg)	2.2 lb (1000 g)	2,800 gal (10.5m³)	1,900 gal (7.2m³)	1 ea	44.0 lb (20.0 kg)

26651EG	SX3000	110-120V (W/GFCI)	-	-	-	16" (410mm)	0.75	85 lb (38 kg)	120 lb (55 kg)	3.3 lb (1500 g)	3,000 gal (11.3m³)	2,450 gal (9.2m³)	1 ea	48.0 lb (21.8 kg)
26652	SX3200	220-240V	-	-	-	16" (410mm)	0.75	85 lb (38 kg)	120 lb (55 kg)	3.3 lb (1500 g)	3,200 gal (12.0m³)	2,450 gal (9.2m³)	1 ea	50.1 lb (22.8 kg)
26652GS	SX3200	220-240V (W/RCD)	-	-	-	16" (410mm)	0.75	85 lb (38 kg)	120 lb (55 kg)	3.3 lb (1500 g)	3,200 gal (12.0m³)	2,200 gal (8.3m³)	1 ea	52.0 lb (23.6 kg)

Krystal Clear® **Saltwater System**



Model **QS200**

26661EG

- Small and sleek design
- Control panel with display and easy access buttons
- Suitable for small rectangular or round pools up to 12' (3.66m)
- 1 self-clean mode available, 10 hr cycles
- 110-120V with GFCI
- Filtration pump flow rate required: 300-1,000 gal/h (1,136-3,785L/h)
- Chlorine output: 2 g/hr
- 24 hr. auto-clock cycle
- Shelf box; 2 ea, 14.0 lb (6.4 kg)

26662

- Same as 26661 except 100-240V
- Shelf box; 2 ea, 12.6 lb (5.7 kg)

26662GS

- Same as 26662 except 12V
- Shelf box; 2 ea, 13.6 lb (6.2 kg)

Max Pool Size:
2,200 gal (8,327L)



Model **QS400**

26663EG

- Small and sleek design
- Control panel with display and easy access buttons
- Suitable for smaller size pools
- 3 self-clean modes available, 6/10/14-hr cycles
- 110-120V with GFCI
- Filtration pump flow rate required: 300-1,000 gal/h (1,136-3,785L/h)
- Chlorine output: 4 g/hr
- 24 hr. auto-clock cycle
- Shelf box; 2 ea, 17.7 lb (8.1 kg)

26664

- Same as 26663 except 100-240V
- Shelf box; 2 ea, 16.3 lb (7.4 kg)

26664GS

- Same as 26664 except 12V
- Shelf box; 2 ea, 21.0 lb (9.6 kg)

Max Pool Size:
4,500 gal (17,413L)



Model **QS700 Plus**

26687EG

- Sleek and compact casing
- Control panel with comprehensive display and user-friendly buttons
- Conveniently monitor the salt concentration and water temperature from the control panel
- Large titanium cell provides enhanced chlorine production while using a lower salt concentration
- 4 self-clean modes available, 2/4/6/10-hr cycles
- 110-120V with GFCI
- Filtration pump flow rate required: 700-3,200 gal/h (2,650-12,112L/h)
- Chlorine output: 7 g/hr
- 24 hr. auto-clock cycle
- Shelf box; 2 ea, 39.3 lb (17.9 kg)

26688

- Same as 26687 except 220-230V
- Shelf box; 2 ea, 38.3 lb (17.4 kg)

26688GS

- Same as 26688 except 12V
- Shelf box; 1 ea, 22.5 lb (10.2 kg)

Max Pool Size:
8,500 gal (32,000L)

New



Model **QS1600 Plus with WiFi**

26689EG New

- WiFi app control to manage functions
- Control panel with comprehensive display and user-friendly buttons
- Conveniently monitor the salt concentration and water temperature from the control panel
- Large titanium cell provides enhanced chlorine production while using a lower salt concentration
- 4 self-clean modes available, 2/4/6/10-hr cycles
- 110-120V with GFCI
- Filtration pump flow rate required: 700-3,200 gal/h (2,650-12,112L/h)
- Chlorine output: 16g/hr
- 24 hr. auto-clock cycle
- Shelf box; 2 ea, 48.7 lb (22.1 kg)

26690 New

- Same as 26689 except 220-230V
- Shelf box; 2 ea, 47.6 lb (21.6 kg)

26690GS New

- Same as 26690 except 12V
- Shelf box; 1 ea, 25.4 lb (11.6 kg)

Max Pool Size:
18,000 gal (68,000L)

Saltwater System with E.C.O.
(Electrocatalytic Oxidation)



Model **QS500**

26667EG

- Sleek and compact casing
- Control panel with display and easy access buttons
- Added power button for convenience
- 3 self-clean modes available, 6/10/14-hr cycles
- 110-120V with GFCI
- Filtration pump flow rate required: 700-3,200 gal/h (2,650-12,112L/h)
- Chlorine output: 5 g/hr
- 24 hr. auto-clock cycle
- Shelf box; 2 ea, 39.1 lb (17.8 kg)

26668

- Same as 26667 except 220-230V
- Shelf box; 2 ea, 38.3 lb (17.4 kg)

26668GS

- Same as 26668 except 12V
- Shelf box; 1 ea, 22.5 lb (10.2 kg)

Max Pool Size:
7,000 gal (26,500L)



Model **QS1200**

26669EG

- Sleek and compact casing
- Control panel with display and easy access buttons
- Added power button for convenience
- 3 self-clean modes available, 6/10/14-hr cycles
- 110-120V with GFCI
- Filtration pump flow rate required: 700-3,200 gal/h (2,650-12,112L/h)
- Chlorine output: 12 g/hr
- 24 hr. auto-clock cycle
- Shelf box; 2 ea, 44.7 lb (20.3 kg)

26670

- Same as 26669 except 220-230V
- Shelf box; 2 ea, 45.0 lb (20.5 kg)

26670GS

- Same as 26670 except 12V
- Shelf box; 1 ea, 26.0 lb (11.8 kg)

Max Pool Size:
15,000 gal (56,800L)

Saltwater System with Ozone



Model **QZ1100**

Professionals know that the ultimate pool sanitation method is ozone. Only ozone provides virtually complete, instantaneous, odorless, all-natural sanitation of pool water. Ozone eliminates bacteria over 3,000 times faster than chlorine. Because it has up to 100 times the oxidizing power of chlorine, it cleans pool water without the chemical smell that swimmers often associate with chlorine.

INTEX has brought this powerful technology together with the benefits of our saltwater system to provide your customers with the very best in above ground pool sanitation. By combining the incredible sanitizing strength of ozone with the great swimming comfort that saltwater systems provide, your customers can enjoy truly wonderful pool ownership and a great swimming experience for years.

A totally effective, odorless, effortless, all natural solution to maintaining crystal clear, soft, clean pool water... from INTEX!



26665EG

- Control panel with display and easy access buttons
- Added power button for convenience
- 3 self-clean modes available, 6/10/14-hr cycles
- Redesigned water pipe for added efficiency
- 110-120V with GFCI
- Filtration pump flow rate required: 1,600-4,000 gal/h (6,056-15,140L/h)
- Chlorine output: 11 g/hr
- Ozone output: 150 mg/hr
- 24 hr. auto-clock cycle
- Shelf box; 2 ea, 49.0 lb (22.3 kg)

26666

- Same as 26665 except 220-230V
- Shelf box; 2 ea, 48.1 lb (21.9 kg)

Max Pool Size:
15,000 gal (56,800L)

Filtration & Sanitation Combination System

Sand filters are desirable pool-cleaning solutions because they're all-natural, inexpensive and effective—and they need replacement only once every five years.

Saltwater systems with electrocatalytic oxidation (E.C.O.) are known for their ability to keep pool water clean and safe, while eliminating the harshness of traditional packaged chlorine.

INTEX has combined these two excellent systems into one product, providing above ground pool owners with ONE low-cost, low-maintenance system that will keep pools clean, safe, and comfortable for swimmers. Both systems are controlled automatically with one 24-hour timer to make daily operation a carefree experience!

Krystal Clear® Sand Filter Pump & Saltwater System with E.C.O. (Electrocatalytic Oxidation)



Model **QX2100**

26675EG

- 110–120V with GFCI
- 14" (360mm) tank diameter
- 0.3 hp motor
- Pump flow rate 2,100 gph (7.9m³/hr)
- System flow rate 1,600 gph (6.0m³/hr)
- 77 lb (35 kg) sand capacity or 55 lb (25 kg) glass filtration media capacity or 2.2 lb (1 kg) fiber ball capacity
- Chlorine output: 7 g/hr
- 2 pieces of 1½" (38mm) hoses
- 2-year warranty
- Shelf box; 1 ea, 50.1 lb (22.8 kg)

26676

- Same as 26675 except 220–230V
- Shelf box; 1 ea, 51.3 lb (23.3 kg)

Ultra XTR® Rectangular Frame Pool Mode
24' x 12' (7.32m x 3.66m)

Max Pool Size: 8,500 gal (32,200L)



Model **QX2600**

26679EG

- 110–120V with GFCI
- 16" (410mm) tank diameter
- 0.6 hp motor
- Pump flow rate 2,650 gph (10.0m³/hr)
- System flow rate 2,150 gph (8.0m³/hr)
- 120 lb (55 kg) sand capacity or 85 lb (38 kg) glass filtration media capacity or 3.3 lb (1.5 kg) fiber ball capacity
- Chlorine output: 11 g/hr
- 2 pieces of 1½" (38mm) hoses
- 2-year warranty
- Shelf box; 1 ea, 58.3 lb (26.5 kg)

26680

- Same as 26679 except 220–230V
- Shelf box; 1 ea, 59.5 lb (27.1 kg)

Ultra XTR® Rectangular Frame Pool Mode
32' x 16' (9.75m x 4.88m)

Max Pool Size: 15,000 gal (56,800L)



When the saltwater system is installed, a measured quantity of salt is added and dissolved in the pool water, resulting in a low salt concentration (approx. 3,000 ppm salinity).








As the filter pump is circulating pool water during daily filtration, the saline water passes through the saltwater system, converting the dissolved salt into sodium hypochlorite.



Additional salt is needed if water is splashed out of the pool.







Cartridge Filter Pumps

Model C

Item #	26601NP	26601EP	26602NP	26602GN	26603NP	26603EP	26604NP	26604GN	26637EP	26638NP	26638GN	26635EG	26636	26636GS	26633EG	26634	26634GS			
Product	<div><div>New Casepack</div></div>				<div><div>New Casepack</div></div>				<div><div>New Casepack</div></div>											
Model	C330				C530/C600				C900/C1000				C1500				C2500			
Compatible Pools	Easy Set® Pool 6'/8'/10' (1.83m/2.44m/3.05m)				Easy Set® Pool 12'/13'/15' (3.66m/3.96m/4.57m)				Easy Set® Pool 15' (4.57m)				Easy Set® Pool 18'(5.49m)							
	Frame Pool 10' (3.05m)				Frame Pool 12' (3.66m)				Frame Pool 14'/15' (4.27m/4.57m)				Frame Pool 18'/20' (5.49m/6.10m)				-			
	Prism Frame™ Rectangular Pool 9'10"/13'1½" (3.00m/4.00m)				Prism Frame™ Rectangular Pool 16' x 8' (4.88m x 2.44m)				Prism Frame™ Oval Pool 16½'/20' (5.03m/6.10m)											
Pump Flow Rate gal (L)/hr	330gal (1,250L)				530 gal (2,006L) / 600 gal (2,271L)				900 gal (3,407L) / 1,000 gal (3,785L)				1,500 gal (5,678L)				2,500 gal (9,463L)			
System Flow Rate gal (L)/hr	300 gal (1,136L)	300 gal (1,136L)	265 gal (1,003L)	300 gal (1,136L)	475 gal (1,798L)	475 gal (1,798L)	450 gal (1,703L)	500 gal (1,893L)	750 gal (2,839L)	710 gal (2,687L)	700 gal (2,650L)	1,180 gal (4,466L)	1,150 gal (4,353L)	1,100 gal (4,164L)	1,900 gal (7,192L)	1,900 gal (7,192L)	1,750 gal (6,624L)			
Voltage	110-120V	110-120V (W/GFCI)	220-240V	12V	110-120V	110-120V (W/GFCI)	220-240V	12V	110-120V (W/GFCI)	220-240V	12V	110-120V (W/GFCI)	220-240V	12V	110-120V (W/GFCI)	220-240V	220-240V (W/RCD)			
Case Weight lb (kg)	5.0 lb (2.3 kg)	5.4 lb (2.5 kg)	4.9 lb (2.2 kg)	6.6 lb (3.0 kg)	6.3 lb (2.9 kg)	6.8 lb (3.1 kg)	6.7 lb (3.0 kg)	9.5 lb (4.3 kg)	7.9 lb (3.6 kg)	7.9 lb (3.6 kg)	12.3 lb (5.6 kg)	14.6 lb (6.7 kg)	15.7 lb (7.2 kg)	22.0 lb (10.0 kg)	25.6 lb (11.6 kg)	26.6 lb (12.1 kg)	28.5 lb (13.0 kg)			
Case Pack	1 ea				1 ea				1 ea				1 ea				1 ea			






Sand Filter Pumps

Model SX

Item #	26641EG	26642	26642GS	26643EG	26644	26644GS	26645EG	26646	26646GS	26655EG	26656	26656GS	26647EG	26648	26648GS	26651EG	26652	26652GS
Product							 											
Model	SX925			SX1500			SX2100 SX2100 Plus with WiFi						SX2800			SX3000 / SX3200		
Compatible Pools	Rectangular Frame Pool 7'2½"/8"/8'6½"/9'10"/14'9¼" (2.20m/2.60m/3.00m/4.50m) Easy Set® Pool 6'8'/10'/12'/13'/15' (1.83m/2.44m/3.05m/3.66m/3.96m/4.57m) Metal Frame Pool 8'/10'/12'/15' (2.44m/3.05m/3.66m/4.57m) Prism Frame™ Pool 10'/12'/14'/15' (3.05m/3.66m/4.27m/4.57m) Prism Frame™ Rectangular Pool 9'10"/13'1½"/16' (3.00m/4.00m/4.88m)			Easy Set® Pool 18' (5.49m) Prism Frame™ Pool 18'/20' (5.49m/6.10m) Graphite Gray Panel™ Pool 15'8" (4.78m) Ultra XTR® Frame Pool 16' (4.88m) Ultra XTR® Rectangular Frame Pool 18' x 9" (5.49m x 2.74m)			Ultra XTR® Frame Pool 18'/20' (5.49m/6.10m) Ultra XTR® Rectangular Frame Pool 24' x 12' (7.32m x 3.66m)						Ultra XTR® Frame Pool 24' (7.32m) Ultra XTR® Rectangular Frame Pool 32' x 16' (9.75m x 4.88m)			-		
Tank Size	8"			10"			12"						14"			16"		
Pump Flow Rate gal (m³)/hr	925 gal (3.5m³)			1,500 gal (5.7m³)			2,100 gal (7.9m³)						2,800 gal (10.5m³)			3,000 gal (11.3m³) / 3,200 gal (12.0m³)		
System Flow Rate gal (m³)/hr	550 gal (2.0m³)	550 gal (2.0m³)	500 gal (1.9m³)	1,050 gal (4.0m³)	1,050 gal (4.0m³)	970 gal (3.7m³)	1,600 gal (6.0m³)	1,600 gal (6.0m³)	1,250 gal (4.7m³)	1,600 gal (6.0m³)	1,600 gal (6.0m³)	1,250 gal (4.7m³)	2,150 gal (8.0m³)	2,150 gal (8.0m³)	1,900 gal (7.2m³)	2,450 gal (9.2m³)	2,450 gal (9.2m³)	2,200 gal (8.3m³)
Voltage	110-120V (W/GFCI)	220-230V	220-230V (W/RCD)	110-120V (W/GFCI)	220-230V	220-230V (W/RCD)	110-120V (W/GFCI)	220-230V	220-230V (W/RCD)	110-120V (W/GFCI)	220-230V	220-230V (W/RCD)	110-120V (W/GFCI)	220-240V	220-240V (W/RCD)	110-120V (W/GFCI)	220-240V	220-240V (W/RCD)
Case Weight lb (kg)	17.0 lb (7.7 kg)	16.9 lb (7.7 kg)	18.1 lb (8.2 kg)	24.7 lb (11.2 kg)	25.8 lb (11.7 kg)	28.1 lb (12.8 kg)	34.4 lb (15.6 kg)	35.5 lb (16.1 kg)	36.8 lb (16.7 kg)	34.4 lb (15.7 kg)	35.5 lb (16.1 kg)	36.8 lb (16.7 kg)	41.5 lb (18.9 kg)	42.5 lb (19.3 kg)	44.0 lb (20.0 kg)	48.0 lb (21.8 kg)	50.1 lb (22.8 kg)	52.0 lb (23.6 kg)
Case Pack	1 ea			1 ea			1 ea						1 ea			1 ea		

Saltwater System



Model
QS
QZ

Item #	26661EG	26662	26662GS	26663EG	26664	26664GS	26687EG	26688	26688GS	26689EG	26690	26690GS	26667EG	26668	26668GS
Product															
	Saltwater System	Saltwater System		Saltwater System	Saltwater System	Saltwater System with E.C.O.									
Model	QS 200	QS 400		QS 700 Plus	QS 1600 Plus with WiFi	QS 500									
Max Pool Size	2,200 gal (8,327L)	4,500 gal (17,413L)		8,500 gal (32,000L)	18,000 gal (68,000L)	15,000 gal (56,800L)									
Salt Level	3000ppm	3000ppm		950ppm	950ppm	3000ppm									
Clean Mode	1 self-clean mode 10hr cycles	3 self-clean mode 6/10/14-Hr cycles		4 self-clean mode 2/4/6/10-hr cycles	4 self-clean mode 2/4/6/10-hr cycles	3 self-clean mode 6/10/14-hr cycles									
Pump Flow Rate Required gal (L)/hr	300-1,000 gal/h (1,136-3,785L/h)	300-1,000 gal/h (1,136-3,785L/h)		700-3,200 gal/h (2,650-12,112L/h)	700-3,200 gal/h (2,650-12,112L/h)	700-3,200 gal/h (2,650-12,112L/h)									
Chlorine Output	2g /hr			4g /hr		7g /hr		16g /hr		5g /hr					
Voltage	110-120V (W/GFCI)	100-240V	12V	110-120V (W/GFCI)	100-240V	12V	110-120V (W/GFCI)	220-230V	12V	110-120V (W/GFCI)	220-230V	12V	110-120V (W/GFCI)	220-230V	12V
Case Weight lb (kg)	14.0 lb (6.4 kg)	12.6 lb (5.7 kg)	13.6 lb (6.2 kg)	17.7 lb (8.1 kg)	16.3 lb (7.4 kg)	21.0 lb (9.6 kg)	39.3 lb (17.9 kg)	38.3 lb (17.4 kg)	22.5 lb (10.2 kg)	48.7 lb (22.1 kg)	47.6 lb (21.6 kg)	25.4 lb (11.6 kg)	39.1 lb (17.8 kg)	38.3 lb (17.4 kg)	22.5 lb (10.2 kg)
Case Pack	2 ea			2 ea			2 ea	2 ea	1 ea	2 ea	2 ea	1 ea	2 ea	2 ea	1 ea

26669EG	26670	26670GS	26665EG	26666
				
Saltwater System with E.C.O.			Saltwater System with Ozone	
QS 1200			QZ 1100	
15,000 gal (56,800L)			15,000 gal (56,800L)	
3000ppm			3000ppm	
3 self-clean mode 6/10/14-hr cycles			3 self-clean mode 6/10/14-hr cycles	
700-3,200 gal/h (2,650-12,112L/h)			1,600-4,000 gal/h (6,056-15,140L/h)	
12g /hr			11g /hr	
110-120V (W/GFCI)	220-230V	12V	110-120V (W/GFCI)	220-230V
44.7 lb (20.3 kg)	45.0 lb (20.5 kg)	26.0 lb (11.8 kg)	49.0 lb (22.3 kg)	48.1 lb (21.9 kg)
2 ea	2 ea	1 ea	2 ea	

Sand Filter Pump & Saltwater System with E.C.O.
(Electrocatalytic Oxidation)

Model
QX

Item #	26675EG	26676	26679EG	26680
Product				
	Sand Filter Pump & Saltwater System with E.C.O.		Sand Filter Pump & Saltwater System with E.C.O.	
Model	QX 2100		QX 2600	
Max Pool Size	8,500 gal (32,200L)		15,000 gal (56,800L)	
Salt Level	3000ppm		3000ppm	
Pump Flow Rate gal (m³)/hr	2,100 gph (7.9m³/hr)		2,650 gph (10.0m³/hr)	
System Flow Rate gal (m³)/hr	1,600 gph (6.0m³/hr)		2,150 gph (8.0m³/hr)	
Chlorine Output	7g /hr		11g /hr	
Voltage	110-120V (W/GFCI)	220-230V	110-120V (W/GFCI)	220-230V
Case Weight lb (kg)	50.1 lb (22.8 kg)	51.3 lb (23.3 kg)	58.3 lb (26.5 kg)	59.5 lb (27.1 kg)
Case Pack	1 ea		1 ea	

Pool Accessories

Get the Most Out of Your Pool

Happiness is having a good time in a clean pool. So, whether you're splashing around or just cooling off, INTEX has everything you need for a sunny day by the pool. With pool covers, ground cloths, and pool maintenance kits, INTEX's full line of pool accessories will help make owning a swimming pool less of a chore and leave more time for fun in the sun.

Pool Thermometer



28093 / E

- Floats upright
- Portable and easy to use
- Pegable box
- 18 ea, 3.2 lb (1.5 kg)



Heater

28684NP New Casepack

- Compatible with round Easy Set® or Metal Frame pools 15' (4.57m) diameter or smaller
- Easy hook-up and operation
- Pool thermometer included
- Easily connects to new or existing pool filter system
- Water level sensor
- 220-240V with RCD
- Shelf box
- 1 ea, 7.2 lb (3.3 kg)



Push button switch

Solar Mat

28685 / E

- Eco-friendly solar technology that increases the temperature of the pool water by approximately 3° ~ 5°C (5° ~ 9°F) depending on weather conditions
- Includes: 1¼" (32mm) hose attachment points; 1 adaptor A and B for 1½" (38mm) hose connection; 0.5m (1¼"/32mm diameter) connecting hose bypass valve
- Simple hookup, compatible with pump flow rate less than 1,500 gal/h (5,678L/h)
- 1 m² (11 ft²) surface to absorb the sun's rays
- Dimensions: 1.20m x 1.20m / 47¼" x 47¼" (flat, before fill)
- Constructed of heavy duty UV stabilized PVC
- Suitable for AGPs up to 8,000 gal (30,280L)
- Easy to drain, easy to store
- Shelf box
- 3 ea, 19 lb (8.6 kg)



Filter Cartridges

- Easy to clean Dacron filter material



29007 / E
Filter Cartridge Pack

- For Filter Pump
Item# 26601 / 26602 /
28601 / 28602
- 12 ea, 2.4 lb (1.1 kg)



29000 / E
Filter Cartridge Pack

- For Filter Pump
Item# 26603 / 26604 /
26637 / 26638 / 26635 /
26636 / 28603 / 28604 /
28637 / 28638 / 28635 /
28636
- 6 ea, 2.6 lb (1.2 kg)



29002 / E
Filter Cartridge Twin Pack

- For Filter Pump
Item# 26603 / 26604 /
26637 / 26638 / 26635 /
26636 / 28603 / 28604 /
28637 / 28638 / 28635 /
28636
- 6 ea, 5.0 lb (2.3 kg)



29003 / E
Filter Cartridge Triple Pack

- For Filter Pump
Item# 26603 / 26604 /
26637 / 26638 / 26635 /
26636 / 28603 / 28604 /
28637 / 28638 / 28635 /
28636
- 6 ea, 7.2 lb (3.3 kg)



29005 / E
Filter Cartridge Pack

- For Filter Pump
Item# 26633 / 26634 /
28633 / 28634
- 6 ea, 6.2 lb (2.8 kg)

Deluxe Wall Mount Surface Skimmer

28000NP / EP

New
Casepack

- Attaches to filter pump for automatic skimming
- Easily mounts to Easy Set® or metal frame pool
sidewalls with adjustable bracket
- Helps catch leaves and other debris before
they sink to the bottom of the pool
- Minimum filtration pump flow rate
required: 1,000 gal/h (3,785L/h)
- Durable polypropylene
plastic is not affected
by pool chemicals
- Strainer basket
pulls out for
easy cleaning
- Shelf box
- 1 ea, 4.2 lb (1.9 kg)



Fiber Ball Filtration Media

29045 / E

- 500g (1.1 lb/bag) fiber balls equals
18 kg of silica sand
- Filter Balls provide superior filtration
performance
- Use in place of filter sand, filter glass,
and other filtration media
- Suitable for sand filter pumps
- Convenient and lightweight
- Machine washable
- 12 ea, 15.3 lb (7.0 kg)



Pool Drain Pump

28605EP

New
Casepack

- Pumps up to 950 gallons (3595 liters) of water
per hour with 16' (5m) long drain hose
- Maximum operating water depth: 4' (1.22m)
- Includes 1¼" x 16' (32mm x 5m) drain hose
- Adaptor for garden hose attachment
- IPX8 waterproof housing
- Power cord length: 25' (7.6m)
- Shelf box; 1 ea, 6.0 lb (2.7 kg)

28606NP

New
Casepack

- Same as 28605 except 220-240V
- Power cord length: 33' (10m)
- Shelf box; 1 ea, 6.3 lb (2.9 kg)



Pool Foot Bath

29080 / E

- Reduces amount of debris and dirt entering your pool
- Easily connects to ladders to rinse off your feet before
you enter the pool
- Size 22" x 18" x 3.5" (56cm x 46cm x 9cm)
- Anti-slip bottom designed for safety
- Perfectly fits all INTEX ladders
- Water Capacity: 3 gal (11.5L)
- 12 ea, 16.1 lb (7.3 kg)



5" (12.7cm) Floating Chemical Dispenser

29040NP / EP

- Suitable for INTEX pools up to 12' (3.66m)
and PureSpa™
- Adjustable control ring to control the
release of chemical
- Made of durable non-corrosive
polypropylene material
- Holds up to 1" (2.5cm) chlorine or
bromine tablets
- Tablets not included
- Twist-lock cap
- 24 ea, 5.5 lb (2.5 kg)



7" (17.8cm) Floating Chemical Dispenser

29041NP / EP

- Adjustable control ring to control the
release of chemical
- Made of durable non-corrosive
polypropylene material
- Holds up to 3" (7.6cm) chlorine or
bromine tablets
- Suitable for all INTEX pools
- Tablets not included
- Twist-lock cap
- 12 ea, 7.3 lb (3.3 kg)



Interlocking Padded Floor Protector

29081 / E

- Made with durable polyethylene material
- Provides added protection and cushion
around pool & play area
- Easily stores and transports
- Sold in packs of 8 pieces, 20ft²
(1.9m²) of interlocking tiles
- Piece Size: 20" x 20" x ¾"
(50cm x 50cm x 1cm)
- 6 ea, 22.6 lb (10.3 kg)



29084 / E

- Meets French and German regulation
- Sold in packs of 8 pieces, 20ft² (1.9m²)
of interlocking tiles
- Piece Size: 20" x 20" x ¾"
(50cm x 50cm x 0.5cm)
- 12 ea, 18.4 lb (8.4 kg)



Pool Ground Cloth

28048NP / EP

New Casepack

- Provides added protection for pool bottom
- Fits 8'/10'/12'/15' (2.44/3.05/3.66/4.57m) Easy Set® and frame pools
- 15½' (4.72m) square
- Durable material
- Shelf box
- 1 ea, 4.0 lb (1.8 kg)



Pool Covers

- Drain holes to prevent water accumulation
- Rope ties
- Shelf box

Type	Item #	Overhang	Fits	Case Pack	Case Weight
Rectangular Pool Cover	28036 / E	8" (20cm)	8' 6¾" x 5'3" (2.60m x 1.60m)	6 ea	22.4 lb (10.2 kg)
	28038 / E	8" (20cm)	9' 10" x 6'6¾" (3.00m x 2.00m)	6 ea	29.0 lb (13.2 kg)
	28037 / E	8" (20cm)	13' 1½" x 6'6¾" (4.00m x 2.00m)	6 ea	34.4 lb (15.7 kg)
	28039 / E	8" (20cm)	14' 9¼" x 7' 2⅝" (4.50m x 2.20m)	6 ea	46.4 lb (21.1 kg)
Easy Set® Pool Cover	28020 / E	12" (30cm)	8' (2.44m)	6 ea	21.2 lb (9.7 kg)
	28021 / E	12" (30cm)	10' (3.05m)	6 ea	31.9 lb (14.5 kg)
	28022 / E	12" (30cm)	12' (3.66m)	6 ea	43.7 lb (19.9 kg)
	28026 / E	12" (30cm)	13' (3.96m)	4 ea	33.4 lb (15.2 kg)
	28023 / E	12" (30cm)	15' (4.57m)	4 ea	40.8 lb (18.6 kg)
Round Pool Cover	28030 / E	10" (25cm)	10' (3.05m)	6 ea	34.3 lb (15.6 kg)
	28031 / E	10" (25cm)	12' (3.66m)	6 ea	46.6 lb (21.2 kg)
	28032 / E	10" (25cm)	15' (4.57m)	4 ea	45.1 lb (20.5 kg)

Item # 28036 28037 28038 28039



Item # 28020 28021 28022 28023 28026



Item # 28030 28031 28032



Solar Pool Covers

- Helps keep pool water warmer
- Easy to use
- Shelf box
- Available in 11 sizes
- Economical

Type	Item #	Fits	Size	Case Pack	Case Weight
Easy Set® Thickness: 120 Micron (110g/m²)	28010 / E	8' (2.44m)	6'9" (2.06m)	1 ea	1.5 lb (0.7 kg)
	28011 / E	10' (3.05m)	9'6" (2.90m)	1 ea	2.6 lb (1.2 kg)
Easy Set® & Frame Pools Thickness: 120 Micron (110g/m²)	28012 / E	12' (3.66m)	11'5" (3.48m)	1 ea	3.6 lb (1.6kg)
	28013 / E	15' (4.57m)	14'8" (4.48m)	1 ea	7.6 lb (3.5 kg)
Easy Set® & Frame Pools Thickness: 160 Micron (150g/m²)	28014 / E	16' (4.88m)	15'5" (4.70m)	1 ea	8.5 lb (3.9 kg)
	28015 / E	18' (5.49m)	17'8" (5.38m)	1 ea	10.8 lb (4.9 kg)
	28028 / E	13'1½" x 6'6¾" (4 x 2m)	12'5" x 6'1" (3.78 x 1.86m)	1 ea	3.7 lb (1.7 kg)
Rectangular Frame Pools Thickness: 160 Micron (150g/m²)	28029 / E	16' x 8' (4.88 x 2.44m)	15'7" x 7'8" (4.76 x 2.34m)	1 ea	5.9 lb (2.7 kg)
	28016 / E	18' x 9' (5.49 x 2.74m)	17'8" x 8'4" (5.38 x 2.53m)	1 ea	7.2 lb (3.3 kg)
	28017 / E	24' x 12' (7.32 x 3.66m)	23'6" x 11'4" (7.16 x 3.46m)	1 ea	11.7 lb (5.3 kg)
	28018 / E	32' x 16' (9.75 x 4.88m)	31'6" x 15'3" (9.60 x 4.66m)	1 ea	20.2 lb (9.2 kg)
	28051 / E	13'1½" x 6'6¾" (4 x 2m)	12'5" x 6'1" (3.78 x 1.86m)	1 ea	3.7 lb (1.7 kg)

Item # 28010 28011 28012 28013 28014 28015



Item # 28016 28017 28018 28028 28029



Solar Cover Reel

There are many benefits to covering an above ground pool, but applying and removing the cover can be a hassle. Our Solar Cover Reel is designed to easily attach to the metal frame of a pool—and it's even size-adjustable! A locking feature on the cover's handle prevents the cover from unintentional unrolling.

- Heavy duty construction with interlocking aluminum shaft
- Significantly extends service life of solar cover
- Non-corrosive plastic hand crank with lock
- Suitable for rectangular frame pools with width from 9' – 16' (2.74m – 4.88m)
- Easy to install and use
- Solar cover not included
- Shelf box; 2 ea, 34.5 lb (15.7 kg)

28051 / E



All-Season Deluxe Pool Cover

New



Keep your pool pristine with our All-Season Pool Covers. Crafted from robust, 3-ply UV-resistant polyethylene material, these covers effectively block leaves, dirt, and debris. Enhance your convenience during the winter months with an optional winter bladder, available for separate purchase. This cover simplifies pool maintenance, allowing you more leisure time to enjoy the water.

New



- 3-ply UV-resistant polyethylene material
- Made from recycled materials
- Rope ties
- Shelf box

Winterizing Pool Pillow

28099 / E New

- Protects pool from damage caused by rain and snow accumulation during winter
- Absorbs ice expansion in case of freezing, protecting the pool structure
- Easy to inflate and position
- Includes 4 ropes for secure positioning
- Suitable for round pools up to 24' (7.32m) in diameter
- Shelf box; 6 ea, 26.2 lb (11.9 kg)



New



Water Analyzer

28607 / E New

- Take the guesswork out of pool maintenance – a convenient and automated water care solution
- Automatically monitors pool water quality and reports data via the INTEX Link® App
- Sends alerts and detailed action steps when water balance requires correction
- Continuously tracks pH and ORP (Oxidation Reduction Potential, which reflects chlorine levels) – takes readings every hour for real-time updates
- Operates independently or in group mode with compatible Intex saltwater systems and sand filter pumps
- Automatically activates the filter pump and saltwater system to adjust chlorine levels when needed
- Compatible with any pool, including in-ground pools
- Shelf box; 2 ea, 8.0 lb (3.6 kg)



- Convenient charging base
- Includes USB-A charging cable and cable clip
- Fully charges in 5 hours
- Holds water to keep sensors moist during storage



INTEX Link® App

- Full control of INTEX Wi-Fi-enabled devices at your fingertips
- Connect the Water Analyzer, Filter Pump, and Saltwater System
- Control devices individually or group them for a complete smart above-ground pool system



Pool Canopy

28054 / E


- Fits all Prism Frame™ Rectangular, Prism Frame™ Oval and Ultra XTR® Rectangular pools (except 32' x 16' x 52" / 9.75m x 4.88m x 1.32m) and 10' (3.05m) and 12' (3.66m) diameter round pools
- Add another canopy to increase the shaded area
- Simple setup – easily attaches with clamps
- UPF 50+ and waterproof
- Shelf box
- 3 ea, 37.1 lb (16.9 kg)



Pool Maintenance Kit

28002 / E

- Includes 94" (2.39m) telescoping aluminum pole for use with 16' (4.88m) and below pools
- Interchangeable vacuum and skimmer heads
- Shelf box
- 4 ea, 14 lb (6.4 kg)



Deluxe Pool Maintenance Kit

28003 / E

- Includes 110" (2.79m) telescoping aluminum pole for use with 18' (5.49m) diameter pools and above
- Attaches to the outlet connector in the pool with a 24'7" (7.50m) hose
- Minimum filtration pump flow rate required: 1,000 gal/h (3,785L/h)
- Vacuum sucks debris off the pool floor and through the filter
- Durable and deep mesh skimmer net
- Shelf box
- 3 ea, 24.9 lb (11.3 kg)



ZR100 Rechargeable Pool & Spa Vacuum

28626 / E

- Suitable for use with all PureSpas and above-ground pools up to 18' (5.49m) in diameter
- USB charging cable included for convenient recharging (plug not included)
- Automatic shut-off feature when vacuum is not submerged in water
- 12 gal/min (45 L/min) water suction for efficient debris collection
- 0.21 gal (0.8 L) quick release transparent debris container
- 5-6 hour charge time/50 minutes maximum running time
- Strong built-in 4V 2Ah Ni-MH rechargeable batteries
- 94" (2.39m) lightweight telescoping aluminum pole
- IPX8 waterproof switch for added protection
- Two interchangeable brush heads
- Shelf box
- 4 ea, 27.5 lb (12.5 kg)



ZR200 Rechargeable Pool & Spa Vacuum

28628 / 28627E

- Suitable for use with all PureSpas, above ground pools, and in-ground pools
- Automatic shut-off feature when vacuum is not submerged in water
- 17 gal/min (64 L/min) water suction for efficient debris collection
- 5-6 hour charge time/100 minutes maximum running time
- 0.3 gal (1.1 L) quick release transparent debris container
- Strong built-in 8V 4Ah Ni-MH rechargeable batteries
- 110" (2.80m) lightweight telescoping aluminum pole
- IPX8 waterproof switch for added protection
- Two interchangeable brush heads
- Power indicator
- Shelf box
- 4 ea, 38.4 lb (17.4 kg)





ZX 50 Auto Pool Cleaner

28007 / E / EX

- Fits all INTEX above ground pools up to 16' x 48" (4.88m x 1.22m)
- INTEX pump flow rate required: 900-1,500 gal/h (3,407-5,678L/h)
- 6ga (0.15mm) mesh filter for capturing even the finest debris
- 0.25 gal (0.8L) large capacity debris collection tray
- Suction side cleaner, designed to clean the pool floor
- Travel speed up to 5 meters per minute
- 26'3" (8.00m) non-tangle hose
- Shelf box
- 1 ea, 11.7 lb (5.3 kg)



ZX100 Auto Pool Cleaner

28006 / E / EX


- Pressure side cleaner, designed to provide the ultimate convenience in cleaning your pool floor
- INTEX pump flow rate required: 1,600-3,500 gal/h (6,056-13,248L/h)
- Moving speed up to 8 m/min making quick cleaning of your pool
- 6ga (0.15mm) mesh filter for capturing even the finest debris
- 0.4 gal (1.5L) large capacity debris collection tray
- Fits all INTEX above ground pools up to 26' x 52" (Round Pools), or 32' x 16' x 52" (Rectangular Pools)
- Extend to connect 1 1/4" inlet fitting with connector
- 21'4" (6.50m) non-tangle hose
- Shelf box
- 1 ea, 14.6 lb (6.6 kg)



ZX300 Deluxe Auto Pool Cleaner

28005 / E / EX

- Powerful 700 gal/hour water powered suction
- Fits all INTEX above ground pools up to 26' x 52" (Round Pools), or 32' x 16' x 52" (Rectangular Pools), not suitable for Easy Set® pools
- Rotating dual dirt scrubbers for cleaning tiny and hard to remove dirt up to the water line
- 6 ga (0.15mm) mesh filter for capturing even the finest debris
- Water powered all-wheel drive for swift cleaning action and superior wall-climbing performance
- 0.48 gal (1.8L) large capacity debris collection tray
- Extend to connect 1 1/4" inlet fitting with connector
- INTEX pump flow rate required: 1,600-3,500 gal/h (6,056-13,248L/h)
- 21'4" (6.50m) non-tangle hose
- Pressure side cleaner
- Shelf box
- 1 ea, 15.8 lb (7.2 kg)



New



ZX 500R Robotic Pool Cleaner

28623E / 28624

New


- Cordless electric pool cleaner: no hoses or cords
- 3 motors: 1 for water pump and 2 for wheel drive
- 3 hours full charge for 7500mAh LiFePO4 (LFP Lithium Iron Phosphate) battery
- 120-minute run time on a full charge with 12-15m/minute movement speed
- Suitable for all above-ground or in-ground pools with a maximum depth of 2 meters
- Dual mode path control: select between round or rectangular/free shape pools
- Max. pump flow rate: 3000 gallons/hour
- 180µm filter medium
- Auto Power shut off when cleaner is out of water
- Easy to clean filter
- Self-parks at the edge of the pool, easy to retrieve after cleaning is complete
- Retrieval hook included
- IPX8 waterproof
- 2-year warranty
- Shelf box
- 25.6 lb (11.6 kg)



Solar Powered LED Floating Light

28695 / E

- 2 lighting modes: static white light or smooth color change mode
- AUTO ON/OFF MODE: Auto on at night / auto off at sunrise
- 5-hour auto shut-off (smooth color change mode)
2-hour auto shut-off (static mode)
- Shelf box
- 8 ea, 10.2 lb (4.6 kg)



Magnetic LED Pool-Wall Light


Lighting up an above ground pool has always been difficult. Unlike in-ground pool owners, who could flip a switch to light up their pools, above ground pool owners had to either cut a hole in their sidewall, risking leaks and damage to their pool or use a floating light.

28697E

- Magnetic wall mounting system
- Easily illuminates up to 24' (7.32m) pools
- 110-120V
- LED light
- Shelf box
- 4 ea, 12.5 lb (5.7 kg)

28698

- Same as 28697E, except 100-240V
- Shelf box
- 4 ea, 13.8 lb (6.3 kg)




Multi-Color LED Pool Sprayer

28089NP / EP

New Casepack

- Fits all round and rectangular Metal Frame, Prism Frame™ and Ultra XTR® Frame pools (not suitable for Easy Set®, and Graphite Gray Panel™ pools)
- Filtration pump flow rate required: 1,000-3,200 gal/h (3,785-12,112L/h)
- Lights in 4 bright colors: White, Red, Blue, and Green
- Built-in hydroelectric generator powers LED lighting (no batteries or electrical connection required)
- Includes one adaptor A to fit all INTEX pool fittings: 1¼" (32mm) or 1½" (38mm) hoses
- 1 ea, 3.9 lb (1.8 kg)



Pool Ladders

- Hi-impact composite steps
- Coated steel frame
- Not available in Europe
- Shelf box



28064 / E

- For 36" (91cm) wall height
- 3 ea, 51.4 lb (23.4 kg)



28065 / E

- For 42" (1.07m) wall height
- 3 ea, 54.8 lb (24.9 kg)



28066 / E

- For 48" (1.22m) wall height
- 3 ea, 63.0 lb (28.6 kg)



28067 / E


- For 52" (1.32m) wall height
- 2 ea, 50.3 lb (22.9 kg)



Multi-Color LED Waterfall Cascade

28090 / E

- Fits all round and rectangular Metal Frame, Prism Frame™ and Ultra XTR® Frame pools (not suitable for Easy Set®, and Graphite Gray Panel™ pools)
- Filtration pump flow rate required: 1,000-3,200 gal/h (3,785-12,112L/h)
- Lights in 4 bright colors: White, Red, Blue, and Green
- Built-in hydroelectric generator powers LED lighting (no batteries or electrical connection required)
- Adjustable mounting bracket
- Include bypass valve kit
- Shelf box
- 1 ea, 8.3 lb (3.8 kg)



Deluxe Pool Ladders with Removable Steps

These pool ladders come with easily removable steps. When the pool is not in use, they can be quickly detached and removed from the pool area. Replacing them is simple and quick. Simply set the steps in the base, then snap and lock them into place.

Available in three sizes, designed for 36"- 42" (91cm-1.07m), 48" (1.22m) and 52" (1.32m) pools.

U.S. Patent No. 9,074,384



Leaf Skimmer

29050 / E

- Remove debris off pool water surface
- Improved design for easier debris collection
- Durable mesh skimmer net
- Compatible with 1½" (26.2mm) inner diameter telescoping aluminum pole (Item# 29054, not included)
- 12 ea, 6.4 lb (2.9 kg)



10" (25.4 cm) Wall Brush

29052 / E

- Straight standard brush for pool cleaning and maintenance
- Quickly remove algae and grime from pool walls or pool floor
- Compatible with 1½" (26.2mm) inner diameter telescoping aluminum pole (Item# 29054, not included)
- 12 ea, 4.6 lb (2.1 kg)



Leaf Rake

29051 / E

- Scoop debris from pool floor
- Deep and durable mesh skimmer net
- Compatible with 1½" (29.8mm) inner diameter telescoping aluminum pole (Item# 29055, not included)
- 12 ea, 7.7 lb (3.5 kg)



16" (40.6 cm) Curved Wall Brush

29053 / E

- Curved brush ideal for pool cleaning and maintenance
- Quickly remove algae and grime from pool walls or pool floor
- Compatible with 1½" (29.8mm) inner diameter telescoping aluminum pole (Item# 29055, not included)
- 12 ea, 6.6 lb (3 kg)



Basic Cleaning Kit

29056 / E

- Includes leaf skimmer, wall brush and vacuum head
- Vacuum head with reusable debris bag, requires connection with garden hose for usage
- Durable mesh skimmer net
- Wall brush can quickly remove algae and grime from pool walls or pool floor
- Compatible with 1½" (26.2mm) inner diameter lightweight telescoping aluminum pole
- 6 ea, 11.2 lb (5.1 kg)



(Item# 29054, not included)

94" (2.39 m) Telescoping Aluminum Pole

29054 / E

- Ideal for attaching accessories to clean pools
- 94" (2.39m) lightweight telescoping aluminum pole
- 1½" (26.2mm) inner diameter
- 24 ea, 30.7 lb (13.9 kg)



110" (2.79 m) Telescoping Aluminum Pole

29055 / E

- Ideal for attaching accessories to clean pools
- 110" (2.79m) lightweight telescoping aluminum pole
- 1½" (29.8mm) inner diameter
- 24 ea, 38.2 lb (17.4 kg)



1¼" (32 mm) Accessory Hose

29059 / E

- Suitable for INTEX filter pumps and saltwater systems that use 1¼" (32mm) hoses
- 59" (1.50 m) length hose
- 9 ea, 5.1 lb (2.3 kg)



1½" (38 mm) Accessory Hose

29060 / E

- Suitable for INTEX filter pumps and saltwater systems that use 1½" (38mm) hoses
- 59" (1.50 m) length hose
- 8 ea, 10.5 lb (4.8 kg)



Deluxe Cleaning Kit

29057 / E

- Includes leaf rake, curved wall brush and vacuum head
- Vacuum sucks debris off the pool floor and through the filter
- Durable and deep mesh skimmer net
- Curved wall brush can quickly remove algae and grime from pool walls or pool floor
- Compatible with 1½" (29.8mm) inner diameter lightweight telescoping aluminum pole
- 6 ea, 27.5 lb (12.5 kg)



(Item# 29055, not included)

Deluxe Vacuum Hose

29083 / E

- 25' (7.60m) length
- Lightweight and flexible
- Removable end-fittings for easy cleaning and assembly
- Measures 1½" (38mm) in diameter
- 6 ea, 22.7 lb (10.3 kg)



Adapter B

29061 / E

- Coverts INTEX pools with 1.25" (32mm) clamp on fittings to 1.5" (38mm) screw on fittings
- Needed when upgrading from an INTEX 530 gal/h (2,006L/h) or 1,000 gal/h (3,785L/h) Filter Pump to 1,500 gal/h (5,678L/h) or larger system
- Includes two adapters
- 24 ea, 5.4 lb (2.5 kg)



Commitment to Excellence

In today’s rapidly evolving and highly competitive environment, this translates into a total commitment to product quality, including conformity to all relevant safety & quality regulations and standards. Examples include:

- EN 16927 “Safety and test methods for mini pools” (European standard)
- EN 16582 “Safety and test methods for domestic swimming pools other than mini pools” (European standard)
- Regulation (EC) No.1907/2006 “Registration, Evaluation, Authorization and Restriction of Chemicals (REACH)”
- EN 71 “Safety of toys” (European standard)
- EN 13138 “Buoyant aids for swimming instruction” (European standard)
- EN ISO 25649 “Floating leisure articles for use on and in the water” (European/ International standard for air mats, lounges and other similar items)
- EN 60335-2-41 “Safety of household and similar electrical appliances, particular requirements for pumps” (European standard for water pumps)
- EN 60335-2-60 “Safety of household and similar electrical appliances, particular requirements for whirlpool baths and whirlpool spas” (European standard for portable SPA)

- ISO 6185-1 “Inflatable boats” (International standard for Sports Boats)
- NMMA-ABYC (USA standard for hi-end sports boats)
- ASTM F963 “Standard Consumer Safety Specification for Toy Safety” (USA toy standard)
- ANSI/APSP-4 “AGP standard” (USA standard for above ground pools)
- CPSIA “Consumer Product Safety Improvement Act” (USA regulation of consumer and children’s products)
- ASTM F2666 “Small pools standard” (USA standard for pools under 36” water depth)
- UL1450 “Electric inflators” (USA standard for electric inflators)
- UL1081 “Swimming pool pumps, filters and chlorinators” (USA standard)
- UL1563 “Electric spas” (USA standard for Spa)
- DOE Energy Conservation Standards for Dedicated-Purpose Pool Pumps

At INTEX, excellence isn’t just a hallmark of our products; it’s also the standard for managing our environmental impact.

Our efforts begin with product design, where we aim to create innovative and energy-efficient solutions. For example, INTEX’s filter pumps are designed with energy efficiency in mind,

helping reduce electricity consumption during operation. Similarly, our saltwater systems clean pools using only natural salt, which eliminates the need for packaged chlorine—known to produce pollutant by products.

INTEX also takes pride in our steps toward sustainability. We reduce our impact by minimizing waste. For instance, our manufacturing waste repurposing program continues to keep materials and scraps from landfills. A significant amount of annually produced PVC finds new use through upcycling, becoming elegant bags, wallets and more.

In addition, INTEX designs all our product packaging with sustainability in mind. We continually strive to improve packaging efficiency and reduce waste. For instance, we have adopted more compact packaging techniques, requiring less cardboard and optimizing space. These initiatives also save freight and fuel consumption.

As a global employer of over ten thousand people, INTEX recognizes the importance of fostering an environmentally conscious

workplace. We encourage our employees to recycle used items, reduce waste, and mind their environmental impact. INTEX Recreation Corp. in Long Beach, California recently participated in the California Coastal Clean-up Day, bringing out about 30 volunteers to join other community members at Belmont Shore, with trash bags in hand.

INTEX has made significant investments in technology to reduce energy consumption and emissions. For example, we have installed solar water heaters, set up a recycled sewage system, and invested in equipment to reduce gas emissions.

From designing energy-efficient products to implementing sustainable manufacturing processes, INTEX is committed to reducing waste and conserving energy. While challenges remain, we continuously strive to improve our practices, ensuring that our products deliver exceptional value while keeping our global ecosystem in mind.



Global Customer Service

Algeria
Sarl New Toys Import & Export
Tel: +213 661141747 / +213 661523735
groupe_beldjarou@yahoo.fr

Argentina/Bolivia
Jarse Industrial Y Comercial S.A.
Tel: +54 11 4308-2606
info@intexargentina.com.ar
postventa@intexargentina.com.ar
santiago.gennari@jarse.com.ar
www.intexargentina.com.ar

Australia
Ideal Sources Pty Ltd.
Tel: +61 1 800-359-947
enquiries@idealsources.com.au
www.idealsources.com.au

Austria
Intex Trading B.V.
www.intexaustria.at

Belgium / Netherlands / Luxemburg
Intex Trading B.V.
Tel: +31 (0)165-593939
service@intexcorp.nl
www.intex.eu

Brasil
Konesul Brasil Distribuidora Ltda-ME
Tel: +55 31 3110-8866
suporte@intexbrasil.com
www.intexbrasil.com

Canada
Intex Recreation Corp.
Tel: +1 (310) 549-8235
www.intexcorp.com

Chile
Dorel Juvenile
Tel: +56-2-24971467 /
+56-9-51790390
st@dorel.cl
www.intex-chile.cl

China
Intex Industries (Xiamen) Co., Ltd.
Tel: +86 400-8800655
xmchinasales@intexcorp.com.cn

Colombia
Century Products, S.A.S
Tel: +57 1-800-0410200
servicentury@centuryglobal.com.co

Cyprus
A.Hadjikyriacos Sporting Co., Ltd.
Tel: +357 26961237
customer@bloomcy.com
info@bloomcy.com
www.bloomcy.com

Czech Republic / Eastern Europe
Intex Trading S.R.O.
Tel: +420 267-313-188 /
+420 267-312-645
www.intexcompany.com

Denmark
Funhouse Nordic
Service@intexnordic.dk
www.intexnordic.dk

Ecuador / El Salvaor / Honduras / Nicaragua / Panama / Paraguay
FCD Import and Export S.A.
Tel: +507 309-1553
acientes@fcdpanama.com
www.intexpanama.com

Egypt
M.R. Import & Export
Tel: +20 2-2414-8550 /
012-2230-3557
ramyelhousamy@gmail.com
www.intexegypt.com

Finland
Funhouse Nordic
Service@intexnordic.dk
www.intexnordic.dk

France
Unitex / Intex Service France S.A.S
Tel: 03 85 75 53 98
(coût appel local)
www.intex.fr

Germany
Intex Trading B.V.
www.intexgermany.de

Guatemala / Costa Rica / Venezuela
Century USA, LLC
Tel: +1 561 530-7781
sales@centuryusa.com

Hungary
Babycare Ltd. / Ricki Ltd.
Tel: +36 30 228 7761
info@intexserviz.hu
www.intexcorp.hu

Israel
Alfit Toys Ltd.
Tel: +972 52-4399903 /
+972 73-3156660
sabinaz@chagim.co.il
www.intex.co.il

Italy
Unitex Italia S.R.L.
Tel: +39 039-9396500
servizioclienti@intexcorp.it
www.intexitalia.com (general)
www.intexgaranzie.it (after sales)
www.intexricambi.it (spare parts sales)

Japan
Nozomi Trading Co., Ltd.
Tel: +81 797 722561
k.nagamine@nozomitradings.co.jp

Lebanon
Toy Market Trading S.A.L.
Tel: + 961 1 799 944 / + 961 1 795 127
Graziella.schreim@toymarketgroup.com
www.toymarkettrading.com

Pakistan
Toy Centre
Tel: +92 42 37656133 /
+92 42 7631933
toycentreht@hotmail.com

In addition to the products featured in this catalog, INTEX also offers replacement & repair parts for many items. Please contact our INTEX representatives or the following Customer Service locations for additional information.

Mexico
Kay Internacional S.A. de C.V.
Tel: +52 55 85266624 /
+52 222 2810395 /
+52 55 91728035
garantias@intex.tienda
soporte@kayinternacional.com
ecom@kayinternacional.com
www.intex.tienda

New Zealand
Haka New Zealand Limited
Tel: +64 9 4159213 /
+64 800 634434
johnny@hakanz.co.nz
www.hakanewzealand.com

Norway
Funhouse Nordic
Service@intexnordic.dk
www.intexnordic.dk

Puerto Rico
ATN LLC
Tel: +1 787 599-6858
Serviciointexpr@gmail.com
serviciointexpr.com
intexserviciopr.com

Republica Dominicana (Dominican Republic)
Distribuidora Patria
Tel: +1 809 3630470
serviciointexdr@gmail.com
serviciointexdr.com /
intexserviciodr.com

Peru
Consorcio Megafoxx SAC
Tel: +51 9 4646-0341
enriquevf19@gmail.com

Philippines
Ban Kee Trading INC./ Funtime INC.
Tel: +63 2 8740-3432
intexphilippines@bankee.com.ph

Poland
Kathay Haster
Tel: +48 61 8498-334
servis@kathay.com.pl
www.intexdevelopment.pl

Portugal
Media Cell Solutions S.L. (MCS)
Tel: +351 800 834 021
sacpt@intexcorp.es
www.intexserviceiberia.com

Russia
LLC Intexservicerus
Tel: +7 495 0233955
service@intex.ru
www.intex.ru

Saudi Arabia
Saudi Arabian Marketing & Agencies - Contracting Company Ltd-(Samaco Toy)
Tel: +966 2 693-8496 /
+966 800 757-5750
intex@samaco.com.sa
https://samacotoysandleisure.com/

South Africa
Prima Toy and Leisure
Tel: +27 21 8182000
info@intexsa.co.za
www.intexsa.co.za

South Korea
Highel Inc.
Tel: +82 31 977-1029
dave.kim@highel.co.kr

Spain
Media Cell Solutions S.L. (MCS)
Tel: +34 900 716 009
sac@intexcorp.es
www.intexserviceiberia.com

Sweden
Funhouse Nordic
Service@intexnordic.dk
www.intexnordic.dk

Switzerland
GWM Agency AG
Tel: +41 900 455 456
gwm@gwm.ch
service- + ersatzteil-bestellungen:
www.intexfaq.ch
www.intex-schweiz.ch

Thailand
Lucky Way Co., Ltd.
Tel: +66 2 8481166
liqunxu@luckyway.co.th

U.A.E., Bahrain, Kuwait, Oman, Qatar
First Group International
Tel: 800INTEX-00 971 56 4998278/
+971-4-4421888
john@firstgroupintl.com
anne@firstgroupintl.com
rehan@firstgroupintl.com
www.firstgroupintl.com

United Kingdom
John Adams Leisure Ltd.
Tel: +44 333 400 4548
intex@johnadams.co.uk
www.intexwetset.co.uk

United States
Intex Recreation Corp.
Tel: +1 (310) 549-8235
www.intexcorp.com
(U.S. only)

Uruguay
Nedacorp S.A.
Tel: +598 99 00 66 88
sac@intexcorp.es
www.intex.uy

Ukraine
Megatoys PE
Tel: +380 (67) 235-77-63
service@intex.ua
www.intex.ua

Product Index

26165	15' X 42" Easy Set®	15	26679	QX2600 Saltwater Combo	55	28021	10' X 12" Pool Cover	64	28206	10' X 30" Beachside Metal	17
26166	15' X 42" Easy Set®	15	26680	QX2600 Saltwater Combo	55	28022	12' X 12" Pool Cover	64	28207	10' X 30" Beachside Metal	17
26167	15' X 48" Easy Set®	15	26687	QS700 Plus Saltwater System	52	28023	15' X 12" Pool Cover	64	28208	10' X 30" Beachside Metal	17
26168	15' X 48" Easy Set®	15	26688	QS700 Plus Saltwater System	52	28026	13' X 12" Pool Cover	64	28209	6' X 15" Metal W/ Canopy	16
26175	18' X 48" Easy Set®	15	26689	QS1600 Plus Saltwater System	52	28028	4m X 2m Solar Cover	65	28210	12' X 30" Metal	19
26325	16' X 48" Ultra	43	26690	QS1600 Plus Saltwater System	52	28029	8' X 16" Solar Cover	65	28211	12' X 30" Metal	19
26326	16' X 48" Ultra	43	26700	10' X 30" Prism	22	28030	10' X 10" Pool Cover	64	28212	12' X 30" Metal	19
26329	18' X 52" Ultra	43	26701	10' X 30" Prism	22	28031	12' X 10" Pool Cover	64	28241	15' X 48" Metal	19
26330	18' X 52" Ultra	43	26702	10' X 30" Prism	22	28032	15' X 10" Pool Cover	64	28242	15' X 48" Metal	19
26333	20' X 48" Ultra	43	26710	12' X 30" Prism	22	28036	2.6m X 1.6m Pool Cover	64	28266	Pink Small Rectangular	11
26334	20' X 48" Ultra	43	26711	12' X 30" Prism	22	28037	4m X 2m Pool Cover	64	28270	Small Rectangular	11
26339	24' X 52" Ultra	43	26712	12' X 30" Prism	22	28038	3m X 2m Pool Cover	64	28271	Small Rectangular	11
26340	24' X 52" Ultra	43	26715	12' X 39" Prism	23	28039	4.5m X 2.2m Pool Cover	64	28272	Small Rectangular	11
26355	18' X 9' X 52" Ultra	45	26716	12' X 39" Prism	23	28048	15.5' Ground Cloth	64	28273	Small Rectangular	11
26356	18' X 9' X 52" Ultra	45	26719	14' X 42" Prism	23	28051	Solar Cover Reel	65	28274	Small Rectangular	11
26363	24' X 12' X 52" Ultra	45	26720	14' X 42" Prism	23	28054	Pool Canopy	68	28279	Small Rectangular	11
26364	24' X 12' X 52" Ultra	45	26722	14' X 42" Clearview Prism	31	28064	36" Pool Ladder	73	28290	8' X 30" Pink Metal	18
26367	24' X 12' X 52" Ultra	45	26723	15' X 42" Prism	23	28065	42" Pool Ladder	73	28605	Pool Drain Pump	62
26368	24' X 12' X 52" Ultra	45	26724	15' X 42" Prism	23	28066	48" Pool Ladder	73	28606	Pool Drain Pump	62
26373	32' X 16' X 52" Ultra	45	26725	15' X 48" Prism	23	28067	52" Pool Ladder	73	28607	Water Analyzer	67
26374	32' X 16' X 52" Ultra	45	26726	15' X 48" Prism	23	28075	36" & 42" Pool Ladder	73	28623	ZX500 Auto Pool Cleaner	71
26377	32' X 16' X 52" Ultra	45	26730	16' X 48" Clearview Prism	31	28076	48" Pool Ladder	73	28624	ZX500 Auto Pool Cleaner	71
26378	32' X 16' X 52" Ultra	45	26731	18' X 48" Prism	23	28077	52" Pool Ladder	73	28626	ZR100 Vacuum	69
26384	15"8" X 49" Graphite	39	26732	18' X 48" Prism	23	28078	3m X 2m Deluxe Pool Cover	66	28627	ZR200 Large Vacuum	69
26601	C330 Filter Pump	49	26741	15' X 48" Greywood	29	28079	4m X 2m Deluxe Pool Cover	66	28628	ZR200 Large Vacuum	69
26602	C330 Filter Pump	49	26742	15' X 48" Greywood	29	28080	4.5m X 2.2m Deluxe Pool Cover	66	28684	Pool Heater	61
26603	C530 Filter Pump	49	26743	18' X 48" Greywood	29	28082	12' Deluxe Pool Cover	66	28685	Solar Mat	61
26604	C530 Filter Pump	49	26744	18' X 48" Greywood	29	28083	15' Deluxe Pool Cover	66	28695	Solar Floating Light	72
26633	C2500 Filter Pump	49	26745	16' X 48" Chevron Prism	35	28084	16' Deluxe Pool Cover	66	28697	Pool-Wall Light	72
26634	C2500 Filter Pump	49	26746	16' X 48" Chevron Prism	35	28085	18' Deluxe Pool Cover	66	28698	Pool-Wall Light	72
26635	C1500 Filter Pump	49	26755	20' X 52" Prism	23	28086	18' X 9' Deluxe Pool Cover	66	29000	Filter Cartridge A	62
26636	C1500 Filter Pump	49	26756	20' X 52" Prism	23	28087	24' X 12' Deluxe Pool Cover	66	29002	Filter Cartridge A	62
26637	C1000 Filter Pump	49	26769	4m X 2m X 1.22m Clearview Prism	33	28088	20' Deluxe Pool Cover	66	29003	Filter Cartridge A	62
26638	C1000 Filter Pump	49	26770	4m X 2m X 1.22m Clearview Prism	33	28089	Led Pool Sprayer	72	29005	Filter Cartridge B	62
26641	SX925 Sand Filter	51	26780	4m X 2m X 1m Chevron Prism	37	28090	Waterfall	72	29007	Filter Cartridge H	62
26642	SX925 Sand Filter	51	26784	3m X 1.75m X 0.8m Prism	25	28093	Pool Thermometer	61	29040	Chlorine Dispenser	63
26643	SX1500 Sand Filter	51	26788	4m X 2m X 1m Prism	25	28099	Winterizing Pool Pillow	66	29041	Chlorine Dispenser	63
26644	SX1500 Sand Filter	51	26790	4m X 2m X 1.22m Prism	25	28101	6' X 20" Easy Set®	12	29045	Fiber Ball	62
26645	SX2100 Sand Filter	51	26791	16' X 8' X 42" Prism	25	28106	8' X 24" Easy Set®	13	29050	Leaf Skimmer	74
26646	SX2100 Sand Filter	51	26792	16' X 8' X 42" Prism	25	28107	8' X 24" Easy Set®	13	29051	Leaf Rake	74
26647	SX2800 Sand Filter	51	26796	16½' X 9' X 48" Prism	27	28108	8' X 24" Easy Set®	13	29052	10" Wall Brush	74
26648	SX2800 Sand Filter	51	26798	20' X 10' X 48" Prism	27	28116	10' X 24" Easy Set®	14	29053	16" Wall Brush	74
26651	SX3000 Sand Filter	51	28000	Surface Skimmer	63	28118	10' X 24" Easy Set®	14	29054	Pole (94")	75
26652	SX3200 Sand Filter	51	28002	Maintenance Kit	68	28120	10' X 30" Easy Set®	14	29055	Pole (110")	75
26655	SX2100 Plus Sand Filter	51	28003	Maintenance Kit	68	28121	10' X 30" Easy Set®	14	29056	Cleaning Kit	74
26656	SX2100 Plus Sand Filter	51	28005	ZX300 Auto Pool Cleaner	71	28122	10' X 30" Easy Set®	14	29057	Cleaning Kit	74
26661	QS200 Saltwater System	52	28006	ZX100 Pool Cleaner	70	28130	12' X 30" Easy Set®	14	29059	(1¼") Hose	75
26662	QS200 Saltwater System	52	28007	ZX50 Auto Pool Cleaner	70	28131	12' X 30" Easy Set®	14	29060	(1½") Hose	75
26663	QS400 Saltwater System	52	28010	8' Solar Cover	65	28132	12' X 30" Easy Set®	14	29061	Adapter B	75
26664	QS400 Saltwater System	52	28011	10' Solar Cover	65	28141	13' X 33" Easy Set®	15	29080	Foot Bath	63
26665	QZ1100 Saltwater & Ozone	53	28012	12' Solar Cover	65	28142	13' X 33" Easy Set®	15	29081	Floor Protector	63
26666	QZ1100 Saltwater & Ozone	53	28013	15' Solar Cover	65	28143	13' X 33" Easy Set®	15	29083	Vacuum Hose	75
26667	QS500 Saltwater System	53	28014	16' Solar Cover	65	28157	15' X 33" Easy Set®	15	29084	Floor Protector	63
26668	QS500 Saltwater System	53	28015	18' Solar Cover	65	28158	15' X 33" Easy Set®	15	57173	Mini Frame™ Pool	10
26669	QS1200 Saltwater System	53	28016	9' X 18' Solar Cover	65	28200	10' X 30" Metal	19			
26670	QS1200 Saltwater System	53	28017	12' X 24' Solar Cover	65	28201	10' X 30" Metal	19			
26675	QX2100 Saltwater Combo	55	28018	16' X 32' Solar Cover	65	28202	10' X 30" Metal	19			
26676	QX2100 Saltwater Combo	55	28020	8' X 12" Pool Cover	64	28205	8' X 20" Metal	18			

Age Grading



An icon indicates an item has an age recommendation

Trademarks

®™ Trademarks used in some countries of the world under license from Intex Marketing Ltd. to Intex Development Co., Ltd. and Intex Recreation Corp.

All Electrical Accessories:

- Conforms to UL/CSA standards (110-120V models)
- CE approved (220-240V models)
- TUV-GS approved (GS designation models)

INTEX® introduces three additional designations in our catalog that highlight additional safety features that are included on a number of our pools. These designations are:

EG

Pools with these letters after the 5-digit item code incorporate a GFCI (ground fault circuit interrupter) built into the filter pump. The GFCI unit is an added safety feature and is designed to instantly shut the pump off if electrical current comes into contact with water. GFCI units are included in all 110-120V filter pumps and saltwater systems.

EH

Pools with these letters after the 5-digit item code either incorporate an 16 certified dual suction outlets in accordance with the latest ANSI/APSP-7 standard for Suction Entrapment Avoidance and the U.S. Pool and Spa Safety Act, and provide improved water circulation. These pools also feature pumps with an integral GFCI.

GN/GS

Pools with the GN designation after the 5-digit item code either incorporate an RCD built into the 220-240V filter pump, or contain filter pumps that operate with a